

# ADOLESCENT HEALTH DATA TOOL: ANDAMAN & NICOBAR ISLANDS

## DEMOGRAPHICS



Total Population: **4 Lakh**  
 Total Adolescent (10-19 years) Population: **0.6 Lakh**  
 Adolescent Population Density: **46 per sq. km.**  
 Number of Adolescents in Rural Areas: **0.4 Lakh**  
 Number of Adolescents in SC/ST Households: **0.04 Lakh**  
 Adolescent Sex Ratio: **934 girls per 1000 boys**

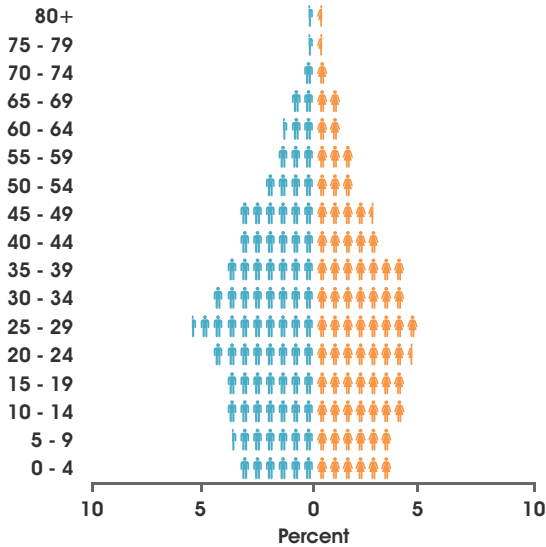
## SIZE OF ADOLESCENT POPULATION IN '000 (NO. OF DISTRICTS)

<50 (3)



Approximately **0.3%** of the total adolescents in India live in **Andaman & Nicobar Island**. Most of the population of the union territory is young, with variation in the number of adolescents by district.

## Age in years

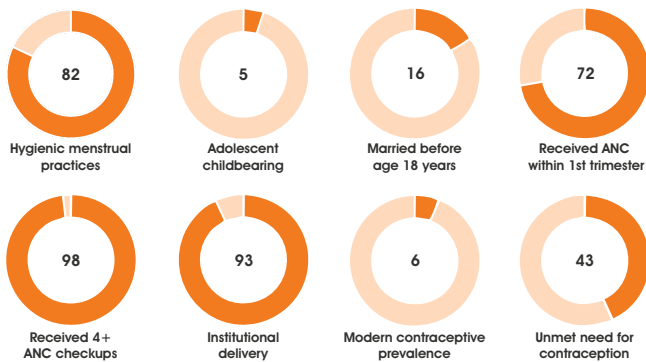


## EQUITY IN SELECTED HEALTH & DEVELOPMENT INDICATORS (%)

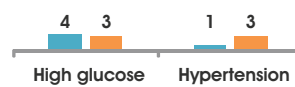
	Child marriage (F)	Poor nutrition (F)	Menstrual hygiene (F)	NCDs (C)	Substance use (C)
<b>Place of residence</b>					
Urban	12	75	88	3	0
Rural	19	82	78	6	16
<b>Wealth</b>					
Richest	9	82	98	5	0
Poorest	30	81	69	10	18
<b>Education</b>					
Primary/No education	45	100#	84#	3#	73#
8+ years education	12	80	84	5	7
<b>Caste</b>					
General	16	81	79	3	10
Scheduled castes/tribes	7	79	90	4	16

Note: F – Adolescent females only; C – Combined adolescent males and females; Child Marriage – Married women aged 20-24 years who were married before age 18 years; Poor nutrition – Underweight or anaemia or overweight among 15-19 years; NCDs – Non-communicable diseases among adolescents aged 15-19 years (high glucose levels, hypertension); Substance use – Alcohol or tobacco use among 15-19 years; n/a - Not applicable; # - Less than 25 unweighted cases.

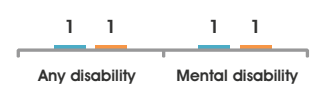
## SEXUAL & REPRODUCTIVE HEALTH (%)



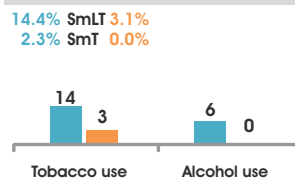
## NCDs (%)



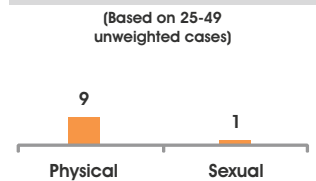
## DISABILITY (%)



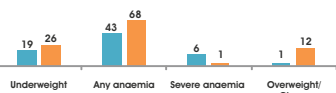
## SUBSTANCE USE (%)



## VIOLENCE (%)



## NUTRITION (%)



## PROGRAM EXPOSURE (%)



## ADOLESCENTS WITH NO/SINGLE PARENT

Percent and estimated no. of adolescents (10-17 years)	Girls (%) number	Boys (%) number
With single parent	(4.5) 1,169	(5.0) 1,365
With no living parent	(0.7) 175	(0.1) 23

## LEGEND



## DEMOGRAPHICS



Total Population: **10 Lakh**  
 Total Adolescent (10-19 years) Population: **2 Lakh**  
 Adolescent Population Density: **9258 per sq. km.**  
 Number of Adolescents in Rural Areas: **0.005 Lakh**  
 Number of Adolescents in SC/ST Households: **0.5 Lakh**  
 Adolescent Sex Ratio: **756 girls per 1000 boys**

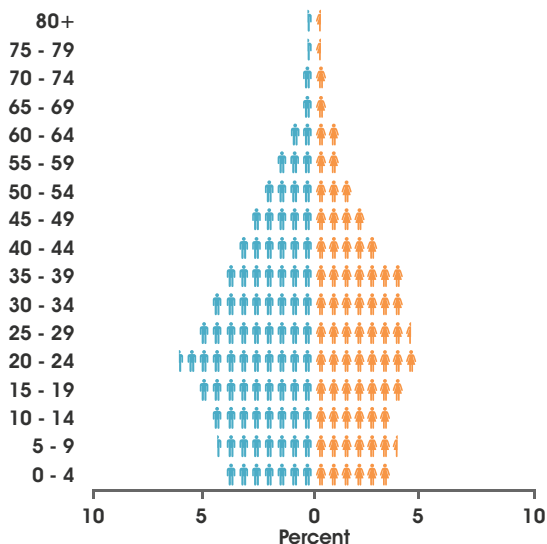
## SIZE OF ADOLESCENT POPULATION IN '000 (NO. OF DISTRICTS)

100-299 (1)



Approximately **0.1%** of the total adolescents in India live in **Chandigarh**. Most of the population of the union territory is young.

## Age in years

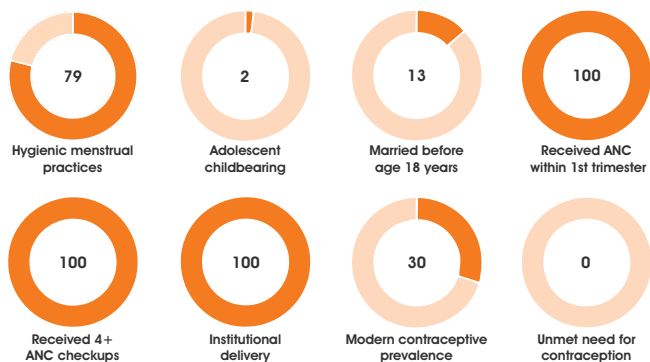


## EQUITY IN SELECTED HEALTH & DEVELOPMENT INDICATORS (%)

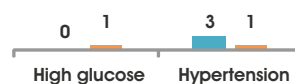
	Child marriage (F)	Poor nutrition (F)	Menstrual hygiene (F)	NCDs (C)	Substance use (C)
<b>Place of residence</b>					
Urban	12	85	80	3	7
Rural	17#	83#	67#	0#	0#
<b>Wealth</b>					
Richest	0	84	100	0	0
Poorest	35	80	43	0	25
<b>Education</b>					
Primary/No education	36#	100#	0#	0#	73#
8+ years education	9	85	81	3	3
<b>Caste</b>					
General	15	75	85	1	3
Scheduled castes/tribes	13	93	76	8	16

**Note:** F – Adolescent females only; C – Combined adolescent males and females; Child Marriage – Married women aged 20-24 years who were married before age 18 years; Poor nutrition – Underweight or anaemia or overweight among 15-19 years; NCDs – Non-communicable diseases among adolescents aged 15-19 years (high glucose levels, hypertension); Substance use – Alcohol or tobacco use among 15-19 years; n/a – Not applicable; # – Less than 25 unweighted cases.

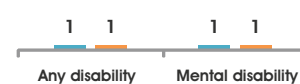
## SEXUAL & REPRODUCTIVE HEALTH (%)



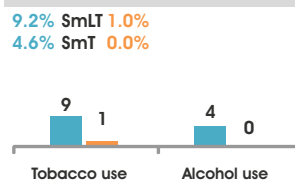
## NCDs (%)



## DISABILITY (%)



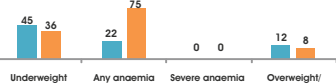
## SUBSTANCE USE (%)



## VIOLENCE (%)

Estimates not calculated due to insufficient sample

## NUTRITION (%)



## PROGRAM EXPOSURE (%)



## ADOLESCENTS WITH NO/SINGLE PARENT

Percent and estimated no. of adolescents (10-17 years)	Girls (%) number	Boys (%) number
With single parent	(5.5) 3,605	(4.6) 3,896
With no living parent	(0.0) 0	(0.0) 0

## LEGEND



# ADOLESCENT HEALTH DATA TOOL: DADRA & NAGAR HAVELI

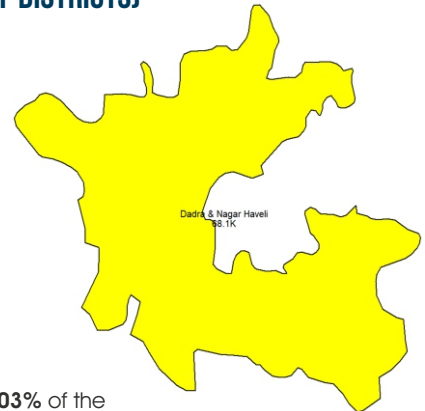
## DEMOGRAPHICS



Total Population: **34 Lakh**  
 Total Adolescent (10-19 years) Population: **0.68 Lakh**  
 Adolescent Population Density: **700 per sq. km.**  
 Number of Adolescents in Rural Areas: **0.41 Lakh**  
 Number of Adolescents in SC/ST Households: **0.43 Lakh**  
 Adolescent Sex Ratio: **775 girls per 1000 boys**

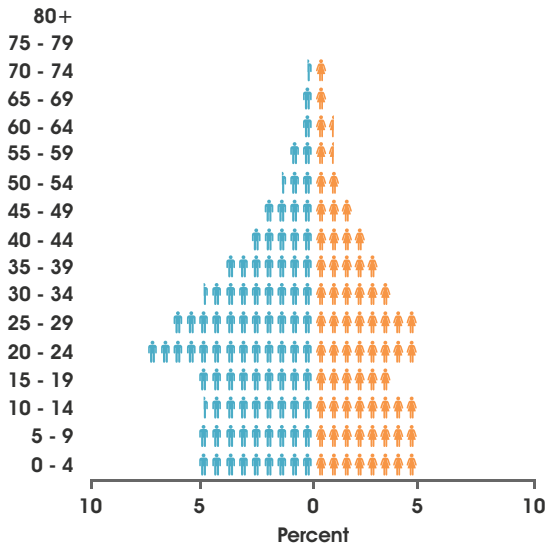
## SIZE OF ADOLESCENT POPULATION IN '000 (NO. OF DISTRICTS)

50-99 (1)



Approximately **0.03%** of the total adolescents in India live in **Dadra & Nagar Haveli**. Most of the population of the union territory is young.

## Age in years

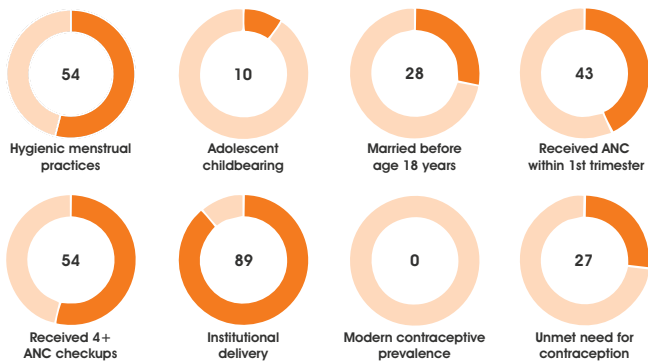


## EQUITY IN SELECTED HEALTH & DEVELOPMENT INDICATORS (%)

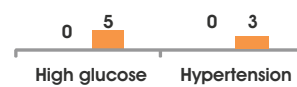
	Child marriage (F)	Poor nutrition (F)	Menstrual hygiene (F)	NCDs (C)	Substance use (C)
<b>Place of residence</b>					
Urban	27	84	55	4	5
Rural	28	93	53	6	12
<b>Wealth</b>					
Richest	24	85	64	2	5
Poorest	44	96	54	11	13
<b>Education</b>					
Primary/No education	42	100#	35#	5#	13#
8+ years education	20	90	56	5	8
<b>Caste</b>					
General	17#	77#	51#	3#	0#
Scheduled castes/tribes	29	93	50	5	10

**Note:** F – Adolescent females only; C – Combined adolescent males and females; Child Marriage – Married women aged 20-24 years who were married before age 18 years; Poor nutrition – Underweight or anaemia or overweight among 15-19 years; NCDs – Non-communicable diseases among adolescents aged 15-19 years (high glucose levels, hypertension); Substance use – Alcohol or tobacco use among 15-19 years; n/a – Not applicable; # – Less than 25 unweighted cases.

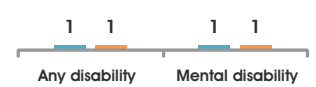
## SEXUAL & REPRODUCTIVE HEALTH (%)



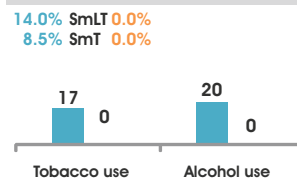
## NCDs (%)



## DISABILITY (%)



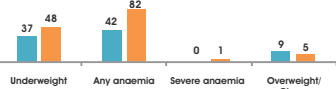
## SUBSTANCE USE (%)



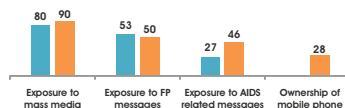
## VIOLENCE (%)

Estimates not calculated due to insufficient sample

## NUTRITION (%)



## PROGRAM EXPOSURE (%)



## ADOLESCENTS WITH NO/SINGLE PARENT

Percent and estimated no. of adolescents (10-17 years)	Girls (%) number	Boys (%) number
With single parent	(6.1) 1,488	(2.9) 821
With no living parent	(0.4) 93	(0.7) 201

## LEGEND



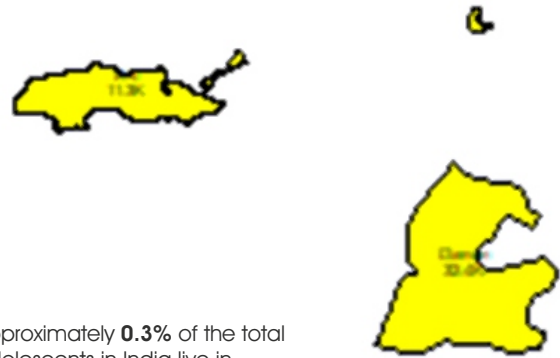
## DEMOGRAPHICS



Total Population: **2 Lakh**  
 Total Adolescent (10-19 years) Population: **0.43 Lakh**  
 Adolescent Population Density: **2191 per sq. km.**  
 Number of Adolescents in Rural Areas: **0.13 Lakh**  
 Number of Adolescents in SC/ST Households: **0.04 Lakh**  
 Adolescent Sex Ratio: **584 girls per 1000 boys**

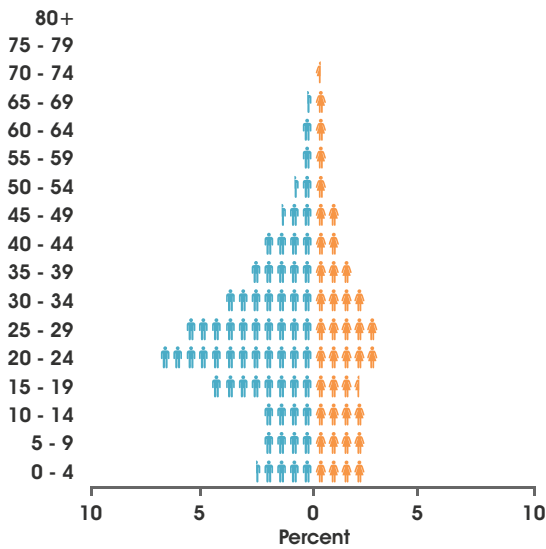
## SIZE OF ADOLESCENT POPULATION IN '000 (NO. OF DISTRICTS)

■ <50 (1)



Approximately **0.3%** of the total adolescents in India live in **Daman & Diu**. Most of the population of the union territory is young.

## Age in years

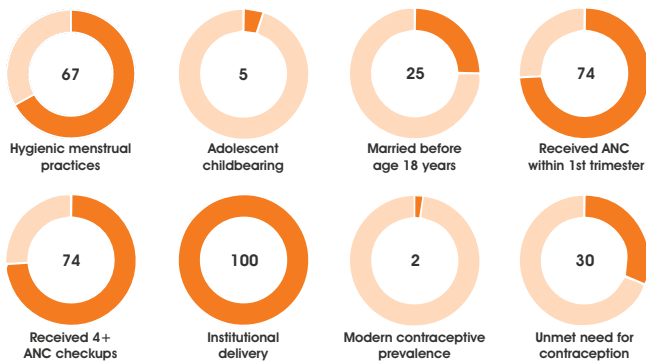


## EQUITY IN SELECTED HEALTH & DEVELOPMENT INDICATORS (%)

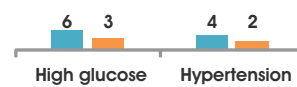
	Child marriage (F)	Poor nutrition (F)	Menstrual hygiene (F)	NCDs (C)	Substance use (C)
<b>Place of residence</b>					
Urban	28	76	71	3	15
Rural	18	75	60	11	2
<b>Wealth</b>					
Richest	6	78	93	0	0
Poorest	67	76	39	4	23
<b>Education</b>					
Primary/No education	70#	66#	16#	5#	28#
8+ years education	18	76	70	7	6
<b>Caste</b>					
General	24	74#	88	0#	12
Scheduled castes/tribes	29	91	63	8	17

**Note:** F – Adolescent females only; C – Combined adolescent males and females; Child Marriage – Married women aged 20-24 years who were married before age 18 years; Poor nutrition – Underweight or anaemia or overweight among 15-19 years; NCDs – Non-communicable diseases among adolescents aged 15-19 years (high glucose levels, hypertension); Substance use – Alcohol or tobacco use among 15-19 years; n/a – Not applicable; # – Less than 25 unweighted cases.

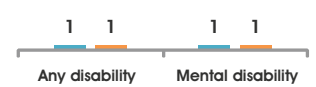
## SEXUAL & REPRODUCTIVE HEALTH (%)



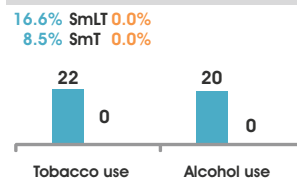
## NCDs (%)



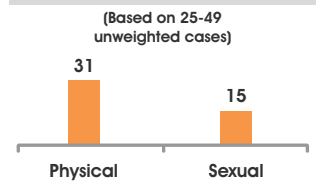
## DISABILITY (%)



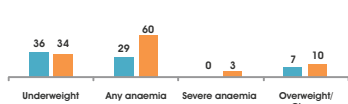
## SUBSTANCE USE (%)



## VIOLENCE (%)



## NUTRITION (%)



## PROGRAM EXPOSURE (%)



## ADOLESCENTS WITH NO/SINGLE PARENT

Percent and estimated no. of adolescents (10-17 years)	Girls (%) number	Boys (%) number
With single parent	(7.7) 952	(8.3) 1402
With no living parent	(0.3) 40	(0.0) 0

## LEGEND



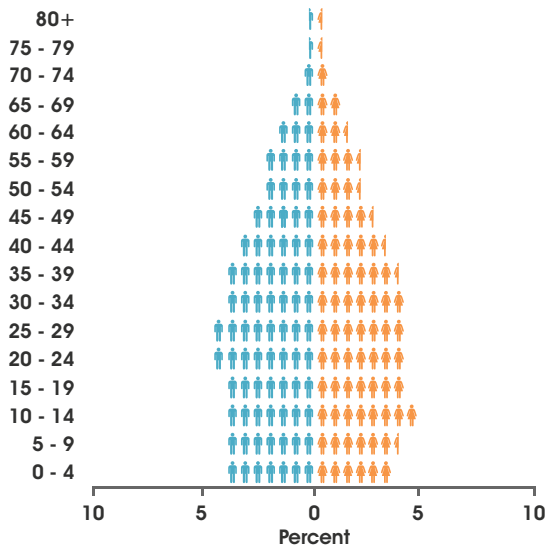
## DEMOGRAPHICS



Approximately **0.005%** of the total adolescents in India live in **Lakshadweep**. Most of the population of the union territory is young.

Total Population: **2 Lakh**  
 Total Adolescent (10-19 years) Population: **0.43 Lakh**  
 Adolescent Population Density: **393 per sq. km.**  
 Number of Adolescents in Rural Areas: **0.13 Lakh**  
 Number of Adolescents in SC/ST Households: **0.04 Lakh**  
 Adolescent Sex Ratio: **584 girls per 1000 boys**

### Age in years

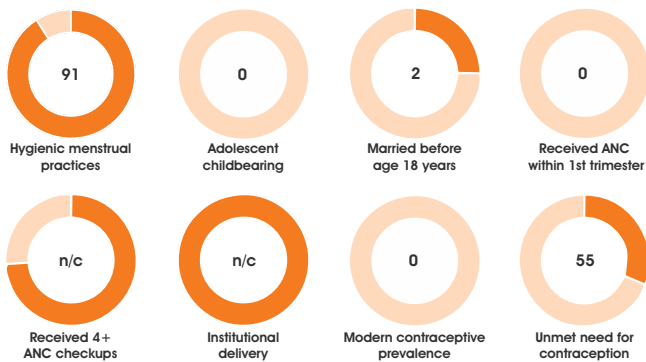


### EQUITY IN SELECTED HEALTH & DEVELOPMENT INDICATORS (%)

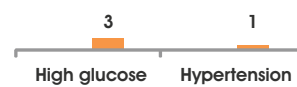
	Child marriage (F)	Poor nutrition (F)	Menstrual hygiene (F)	NCDs (C)	Substance use (C)
<b>Place of residence</b>					
Urban	1	76	91	3	6
Rural	6#	69#	90#	0	14
<b>Wealth</b>					
Richest	6	56	72	1	5
Poorest	7	65	34	6	14
<b>Education</b>					
Primary/No education	0#	n/c	n/c	n/c	n/c
8+ years education	2	74	91	2	10
<b>Caste</b>					
General	n/c	n/c	n/c	n/c	n/c
Scheduled castes/tribes	2	74	91	2	10

**Note:** F – Adolescent females only; C – Combined adolescent males and females; Child Marriage – Married women aged 20-24 years who were married before age 18 years; Poor nutrition – Underweight or anaemia or overweight among 15-19 years; NCDs – Non-communicable diseases among adolescents aged 15-19 years (high glucose levels, hypertension); Substance use – Alcohol or tobacco use among 15-19 years; n/a - Not applicable; n/c - No case; # - Less than 25 unweighted cases.

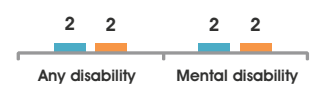
### SEXUAL & REPRODUCTIVE HEALTH (%)



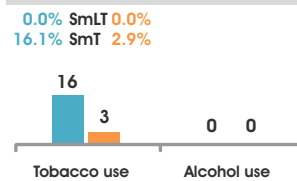
### NCDs (%)



### DISABILITY (%)



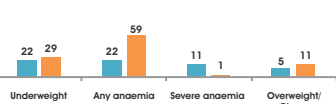
### SUBSTANCE USE (%)



### VIOLENCE (%)

Estimates not calculated due to insufficient sample

### NUTRITION (%)



### PROGRAM EXPOSURE (%)



### ADOLESCENTS WITH NO/SINGLE PARENT

Percent and estimated no. of adolescents (10-17 years)	Girls (%) number	Boys (%) number
With single parent	(4.2) 206	(3.4) 153
With no living parent	(0.0) 0	(0.0) 0

### LEGEND



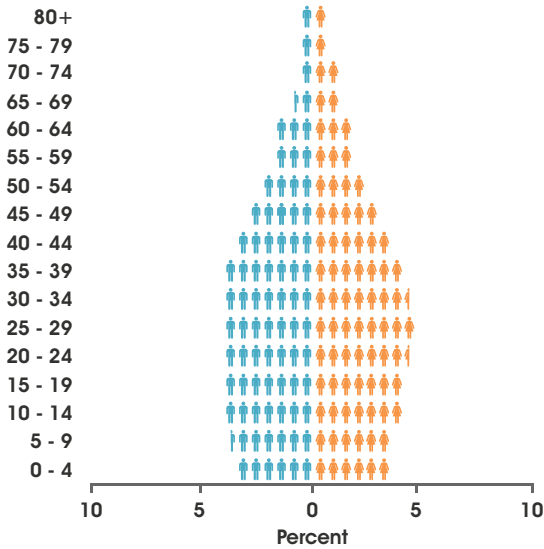
## DEMOGRAPHICS



Approximately **0.1%** of the total adolescents in India live in **Puducherry**. Most of the population of the union territory is young.

Total Population: **12 Lakh**  
 Total Adolescent (10-19 years) Population: **2 Lakh**  
 Adolescent Population Density: **2547 per sq. km.**  
 Number of Adolescents in Rural Areas: **0.70 Lakh**  
 Number of Adolescents in SC/ST Households: **0.37 Lakh**  
 Adolescent Sex Ratio: **960 girls per 1000 boys**

### Age in years

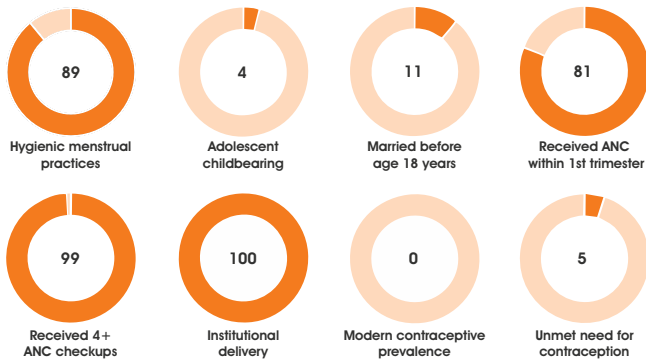


### EQUITY IN SELECTED HEALTH & DEVELOPMENT INDICATORS (%)

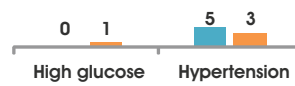
	Child marriage (F)	Poor nutrition (F)	Menstrual hygiene (F)	NCDs (C)	Substance use (C)
<b>Place of residence</b>					
Urban	11	73	89	3	6
Rural	10	79	90	7	5
<b>Wealth</b>					
Richest	3	58	98	3	0
Poorest	25	80	89	10	17
<b>Education</b>					
Primary/No education	60#	56#	32#	0#	0
8+ years education	8	75	90	4	5
<b>Caste</b>					
General	0#	27#	54#	0#	0#
Scheduled castes/tribes	12	76	91	7	3

**Note:** F – Adolescent females only; C – Combined adolescent males and females; Child Marriage – Married women aged 20-24 years who were married before age 18 years; Poor nutrition – Underweight or anaemia or overweight among 15-19 years; NCDs – Non-communicable diseases among adolescents aged 15-19 years (high glucose levels, hypertension); Substance use – Alcohol or tobacco use among 15-19 years; n/a – Not applicable; # – Less than 25 unweighted cases.

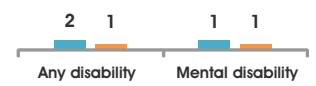
### SEXUAL & REPRODUCTIVE HEALTH (%)



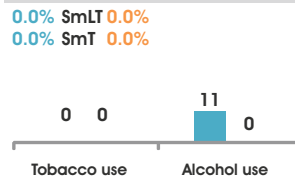
### NCDs (%)



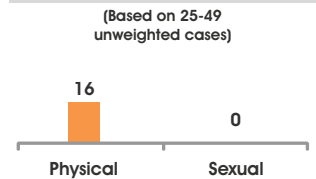
### DISABILITY (%)



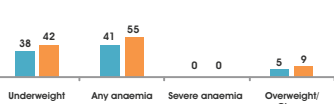
### SUBSTANCE USE (%)



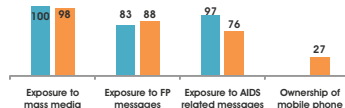
### VIOLENCE (%)



### NUTRITION (%)



### PROGRAM EXPOSURE (%)



### ADOLESCENTS WITH NO/SINGLE PARENT

Percent and estimated no. of adolescents (10-17 years)	Girls (%) number	Boys (%) number
With single parent	(9.9) 7,970	(7.7) 6,561
With no living parent	(0.1) 79	(0.4) 313

### LEGEND

