

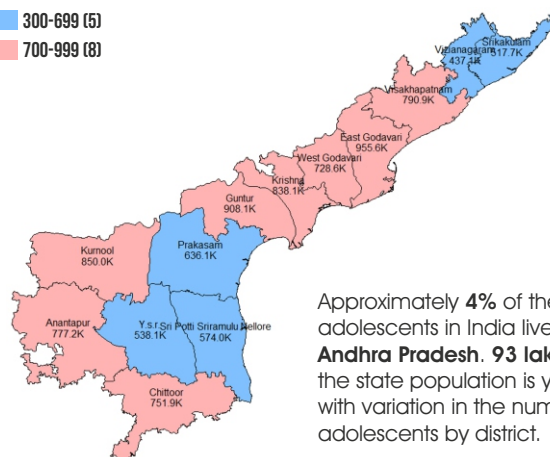
## DEMOGRAPHICS



Total Population: **5 Crore**  
 Total Adolescent (10-19 years) Population: **93 Lakh**  
 Adolescent Population Density: **58 per sq. km.**  
 Number of Adolescents in Rural Areas: **65 Lakh**  
 Number of Adolescents in SC/ST Households: **23 Lakh**  
 Adolescent Sex Ratio: **934 girls per 1000 boys**

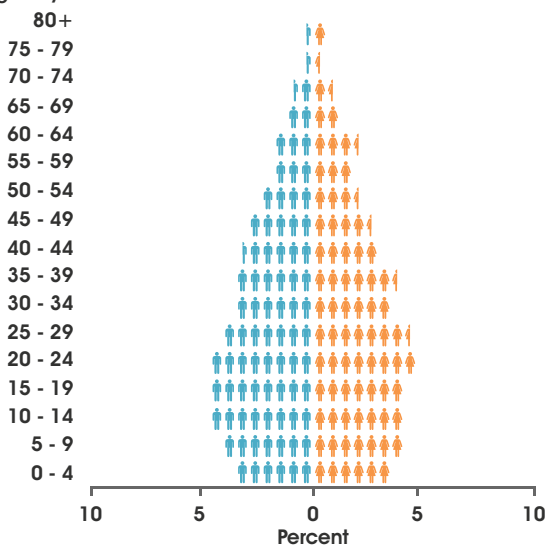
## SIZE OF ADOLESCENT POPULATION IN '000 (NO. OF DISTRICTS)

300-699 (5)  
 700-999 (8)



Approximately **4%** of the total adolescents in India live in **Andhra Pradesh**. **93 lakh** of the state population is young, with variation in the number of adolescents by district.

## Age in years

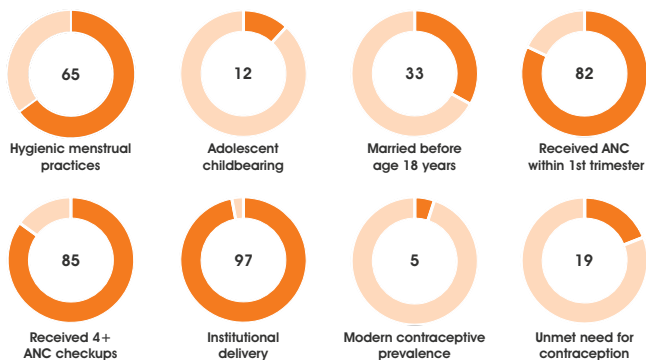


## EQUITY IN SELECTED HEALTH & DEVELOPMENT INDICATORS (%)

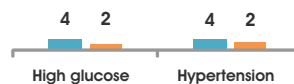
	Child marriage (F)	Poor nutrition (F)	Menstrual hygiene (F)	NCDs (C)	Substance use (C)
<b>Place of residence</b>					
Urban	27	79	76	6	1
Rural	36	78	60	6	6
<b>Wealth</b>					
Richest	16	77	85	8	2
Poorest	46	78	46	2	7
<b>Education</b>					
Primary/No education	53	77	37	9	13
8+ years education	25	79	69	6	3
<b>Caste</b>					
General	26	73	70	8	7
Scheduled castes/tribes	35	81	61	1	4

Note: F – Adolescent females only; C – Combined adolescent males and females; Child Marriage – Married women aged 20-24 years who were married before age 18 years; Poor nutrition – Underweight or anaemia or overweight among 15-19 years; NCDs – Non-communicable diseases among adolescents aged 15-19 years (high glucose levels, hypertension); Substance use – **Alcohol or tobacco use among 15-19 years; n/a - Not applicable.**  
 Make this change across all the sheets

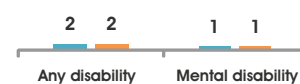
## SEXUAL & REPRODUCTIVE HEALTH (%)



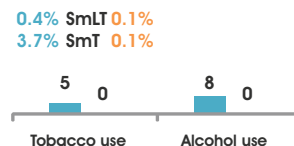
## NCDs (%)



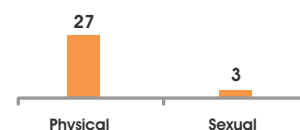
## DISABILITY (%)



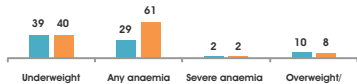
## SUBSTANCE USE (%)



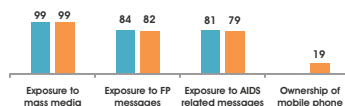
## VIOLENCE (%)



## NUTRITION (%)



## PROGRAM EXPOSURE (%)



## ADOLESCENTS WITH NO/SINGLE PARENT

Percent and estimated no. of adolescents (10-17 years)	Girls (%) number	Boys (%) number
With single parent	(8.7) 2,34,400	(8.5) 2,43,959
With no living parent	(0.6) 15,722	(0.6) 18,139

## LEGEND



# HIGHLIGHTS

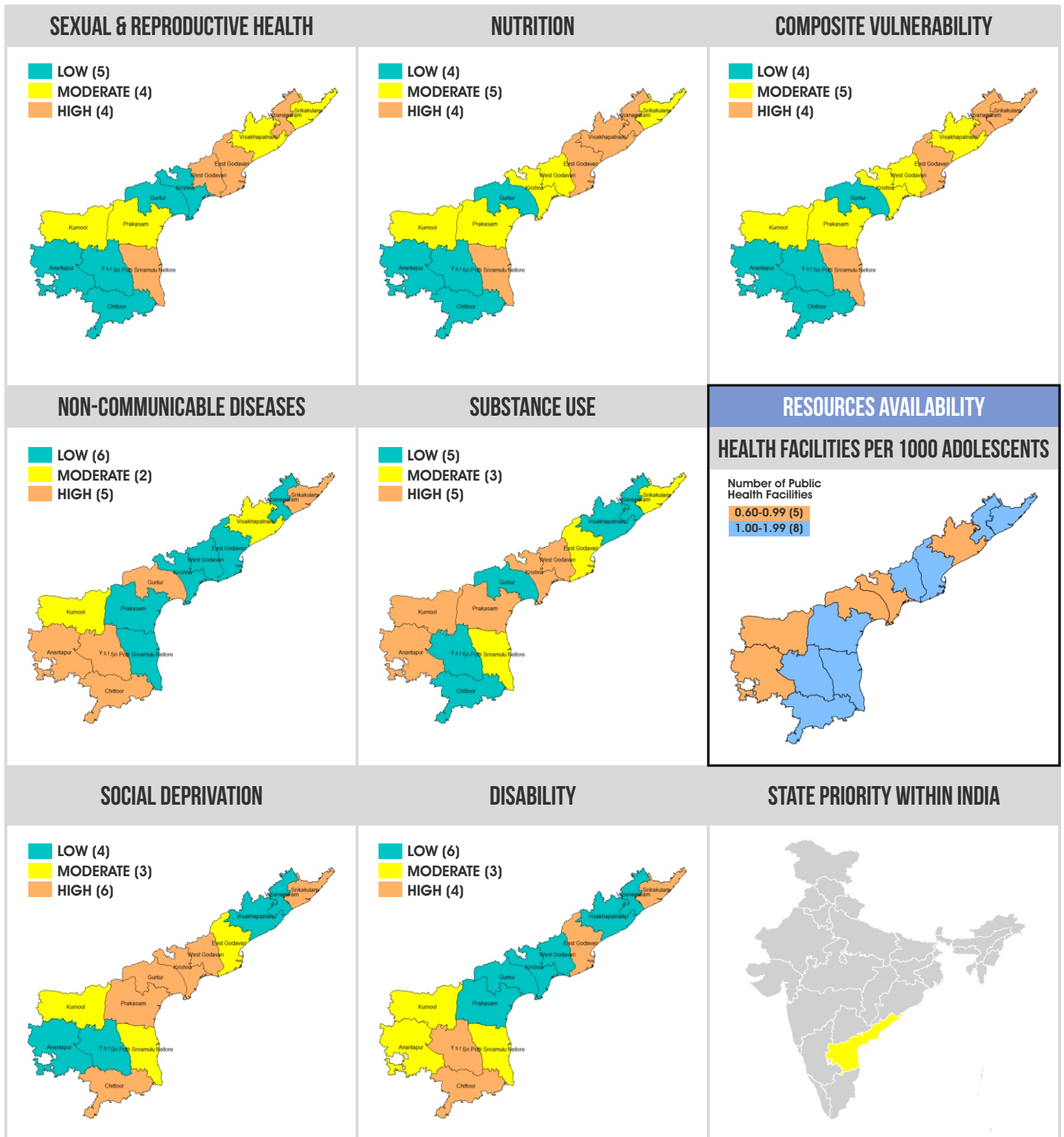
- Adolescents in six out of 13 districts face high social deprivation.
- One out of every three adolescents is married before age 18.
- Adolescent girls living in rural areas, belonging to poorest households and with less than primary level of education are more at risk for child marriage, and lack menstrual hygiene.
- An estimated 5 lakh adolescents in the state are living with no or a single parent.
- One out of every 10 adolescents consumes tobacco products or alcohol. High levels of use were noted in the Krishna, West Godavari, Kurnool, Prakasam, and Anantapur districts.
- Six out of 10 girls are anaemic and four out of 10 girls are underweight in the state.
- Srikakulam, Vizianagram, East Godavari and Nellore districts require a comprehensive adolescent health programme.

LOW VULNERABILITY

MODERATE VULNERABILITY

HIGH VULNERABILITY

## DEGREE OF VULNERABILITY



**Note:** Data sources for calculating vulnerability indices: Census 2011 for disability; NFHS 2015-16 for all other domain vulnerabilities; and HMIS (2017) for the number of health facilities.

# ADOLESCENT HEALTH DATA TOOL: ARUNACHAL PRADESH

## DEMOGRAPHICS



## SIZE OF ADOLESCENT POPULATION IN '000 (NO. OF DISTRICTS)

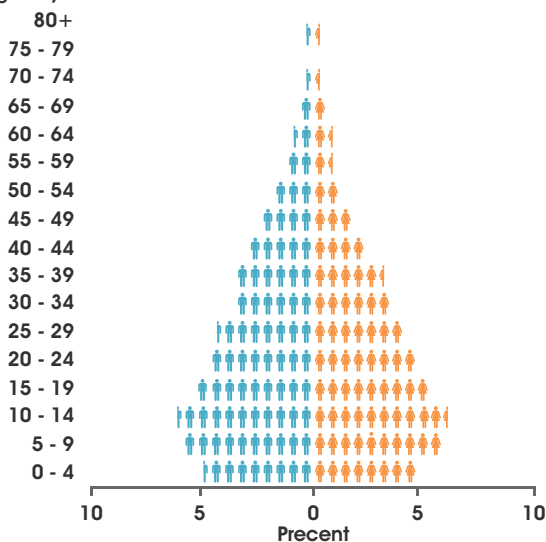
<100 (16)



Approximately **0.1%** of the total adolescents in India live in **Arunachal Pradesh**. Most of the state population is young and adolescents constitute a small proportion of the population across districts.

Total Population: **14 Lakh**  
 Total Adolescent (10-19 years) Population: **3 Lakh**  
 Adolescent Population Density: **4 per sq. km.**  
 Number of Adolescents in Rural Areas: **3 Lakh**  
 Number of Adolescents in SC/ST Households: **2 Lakh**  
 Adolescent Sex Ratio: **983 girls per 1000 boys**

## Age in years

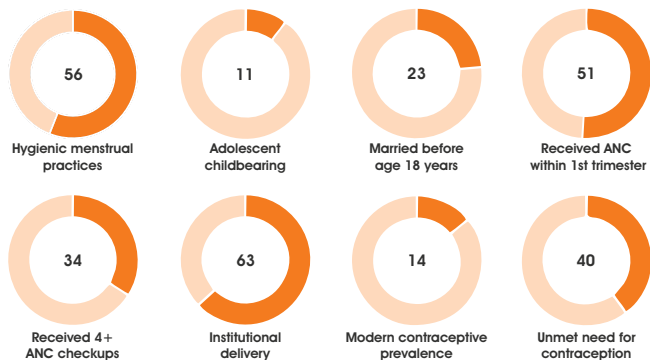


## EQUITY IN SELECTED HEALTH & DEVELOPMENT INDICATORS (%)

	Child marriage (F)	Poor nutrition (F)	Menstrual hygiene (F)	NCDs (C)	Substance use (C)
<b>Place of residence</b>					
Urban	18	58	72	6	33
Rural	25	60	49	9	34
<b>Wealth</b>					
Richest	13	56	75	8	27
Poorest	34	64	31	11	43
<b>Education</b>					
Primary/No education	39	68	37	9	41
8+ years education	16	57	60	9	33
<b>Caste</b>					
General	32	69	31	12	37
Scheduled castes/tribes	22	56	60	8	34

Note: F – Adolescent females only; C – Combined adolescent males and females; Child Marriage – Married women aged 20-24 years who were married before age 18 years; Poor nutrition – Underweight or anaemia or overweight among 15-19 years; NCDs - Non-communicable diseases among adolescents aged 15-19 years (high glucose levels, hypertension); Substance use – Alcohol or tobacco use among 15-19 years; n/a - Not applicable.

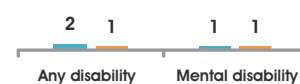
## SEXUAL & REPRODUCTIVE HEALTH (%)



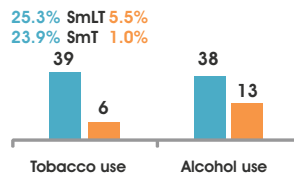
## NCDs (%)



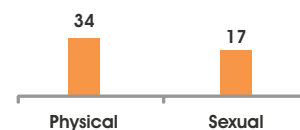
## DISABILITY (%)



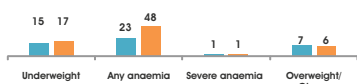
## SUBSTANCE USE (%)



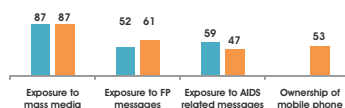
## VIOLENCE (%)



## NUTRITION (%)



## PROGRAM EXPOSURE (%)



## ADOLESCENTS WITH NO/SINGLE PARENT

Percent and estimated no. of adolescents (10-17 years)	Girls (%) number	Boys (%) number
With single parent	(9.1) 12,389	(8.6) 11,956
With no living parent	(1.8) 2,434	(1.3) 1,822

## LEGEND



# HIGHLIGHTS

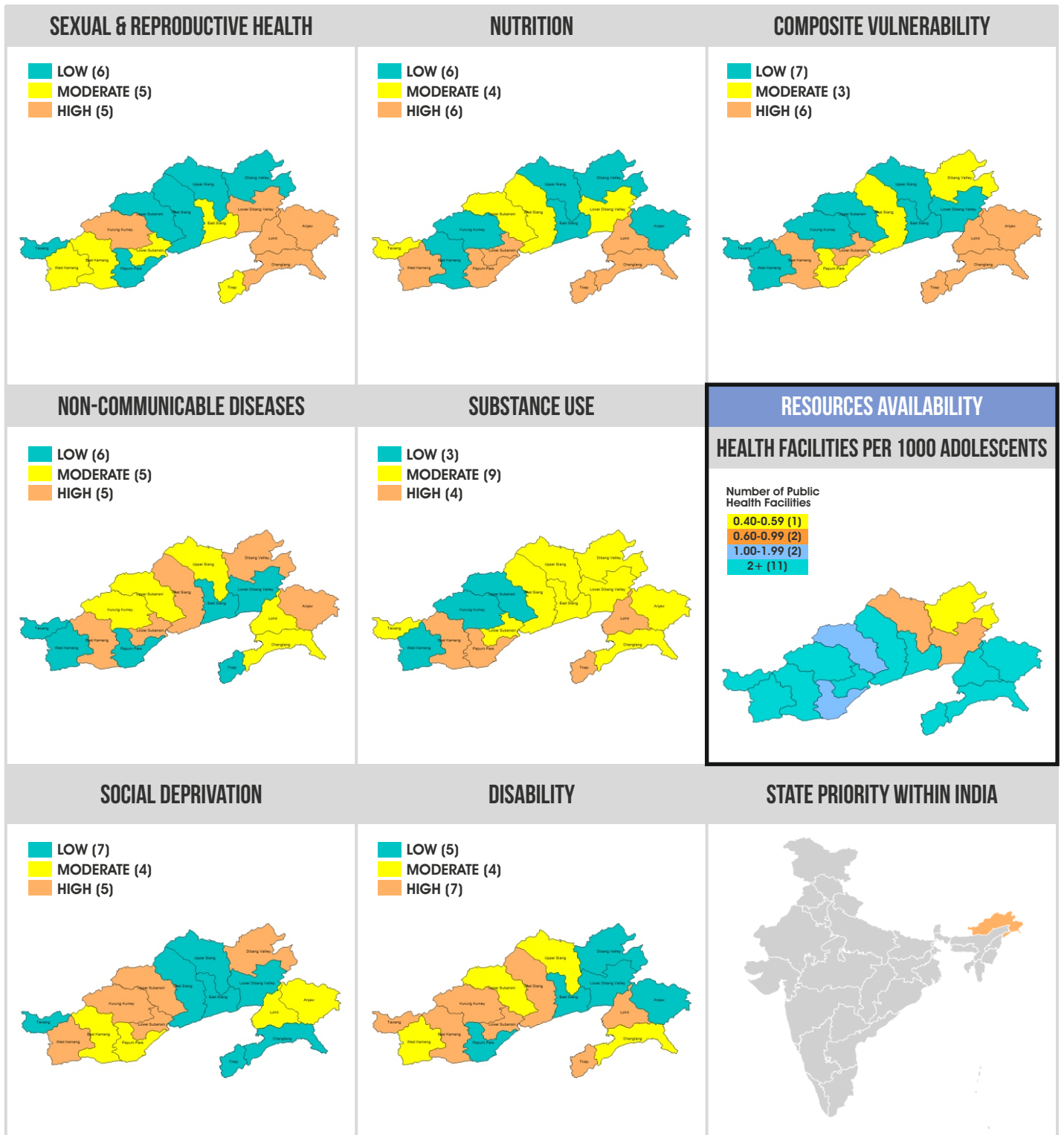
- One in every 10 adolescents in the state is living with a single parent or without a parent.
- Substance use is very high among adolescents. Nearly four out of every 10 adolescent boys consume tobacco or alcohol. Very high levels of substance use were noted in the Parum Pare, East Kameng, Lohit and Tirap districts.
- Districts in the south-eastern parts of the state are highly vulnerable, specifically with regard to sexual and reproductive health and nutrition of adolescents.

LOW VULNERABILITY

MODERATE VULNERABILITY

HIGH VULNERABILITY

## DEGREE OF VULNERABILITY



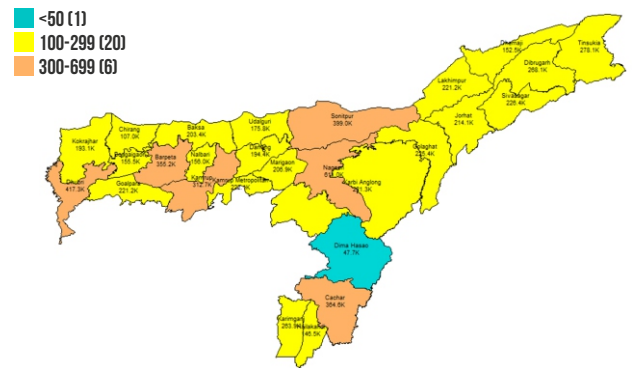
**Note:** Data sources for calculating vulnerability indices: Census 2011 for disability; NFHS 2015-16 for all other domain vulnerabilities; and HMIS (2017) for the number of health facilities.

## DEMOGRAPHICS



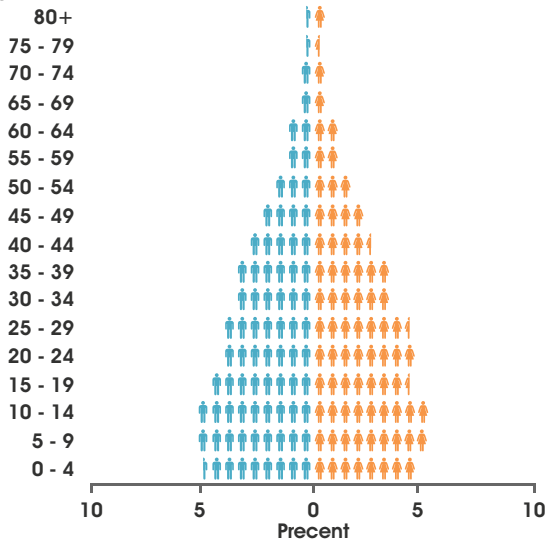
Total Population: **3 Crore**  
 Total Adolescent (10-19 years) Population: **65 Lakh**  
 Adolescent Population Density: **84 per sq. km.**  
 Number of Adolescents in Rural Areas: **58 Lakh**  
 Number of Adolescents in SC/ST Households: **13 Lakh**  
 Adolescent Sex Ratio: **938 girls per 1000 boys**

## SIZE OF ADOLESCENT POPULATION IN '000 (NO. OF DISTRICTS)



Approximately **3%** of the total adolescents in India live in **Assam**. Most of the state population is young, with variation in the number of adolescents by district.

## Age in years

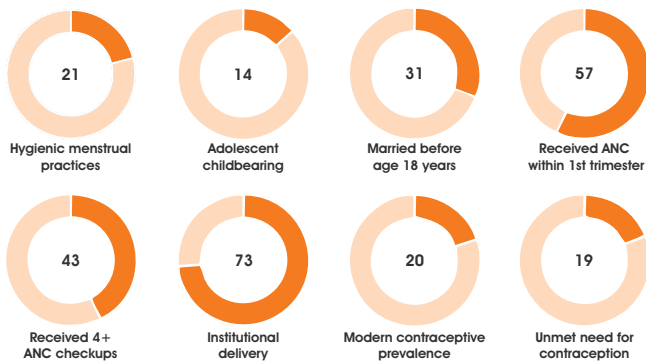


## EQUITY IN SELECTED HEALTH & DEVELOPMENT INDICATORS (%)

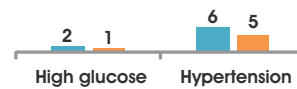
	Child marriage (F)	Poor nutrition (F)	Menstrual hygiene (F)	NCDs (C)	Substance use (C)
<b>Place of residence</b>					
Urban	25	70	48	7	24
Rural	32	65	17	7	28
<b>Wealth</b>					
Richest	15	67	53	6	22
Poorest	45	67	10	7	35
<b>Education</b>					
Primary/No education	46	70	10	9	43
8+ years education	23	66	25	6	24
<b>Caste</b>					
General	33	66	24	6	28
Scheduled castes/tribes	27	63	21	8	33

Note: F – Adolescent females only; C – Combined adolescent males and females; Child Marriage – Married women aged 20-24 years who were married before age 18 years; Poor nutrition – Underweight or anaemia or overweight among 15-19 years; NCDs – Non-communicable diseases among adolescents aged 15-19 years (high glucose levels, hypertension); Substance use – Alcohol or tobacco use among 15-19 years; n/a – Not applicable.

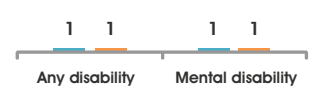
## SEXUAL & REPRODUCTIVE HEALTH (%)



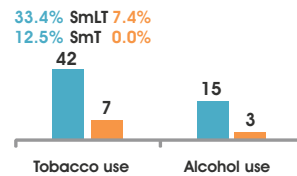
## NCDs (%)



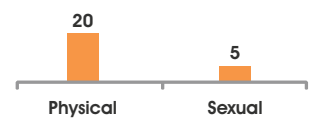
## DISABILITY (%)



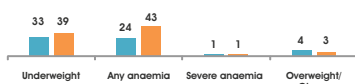
## SUBSTANCE USE (%)




## VIOLENCE (%)



## NUTRITION (%)



## PROGRAM EXPOSURE (%)



## ADOLESCENTS WITH NO/SINGLE PARENT

Percent and estimated no. of adolescents (10-17 years)	Girls (%) number	Boys (%) number
With single parent	(10.0) 2,55,365	(9.0) 2,49,224
With no living parent	(1.0) 24,712	(0.9) 26,207

## LEGEND



# HIGHLIGHTS

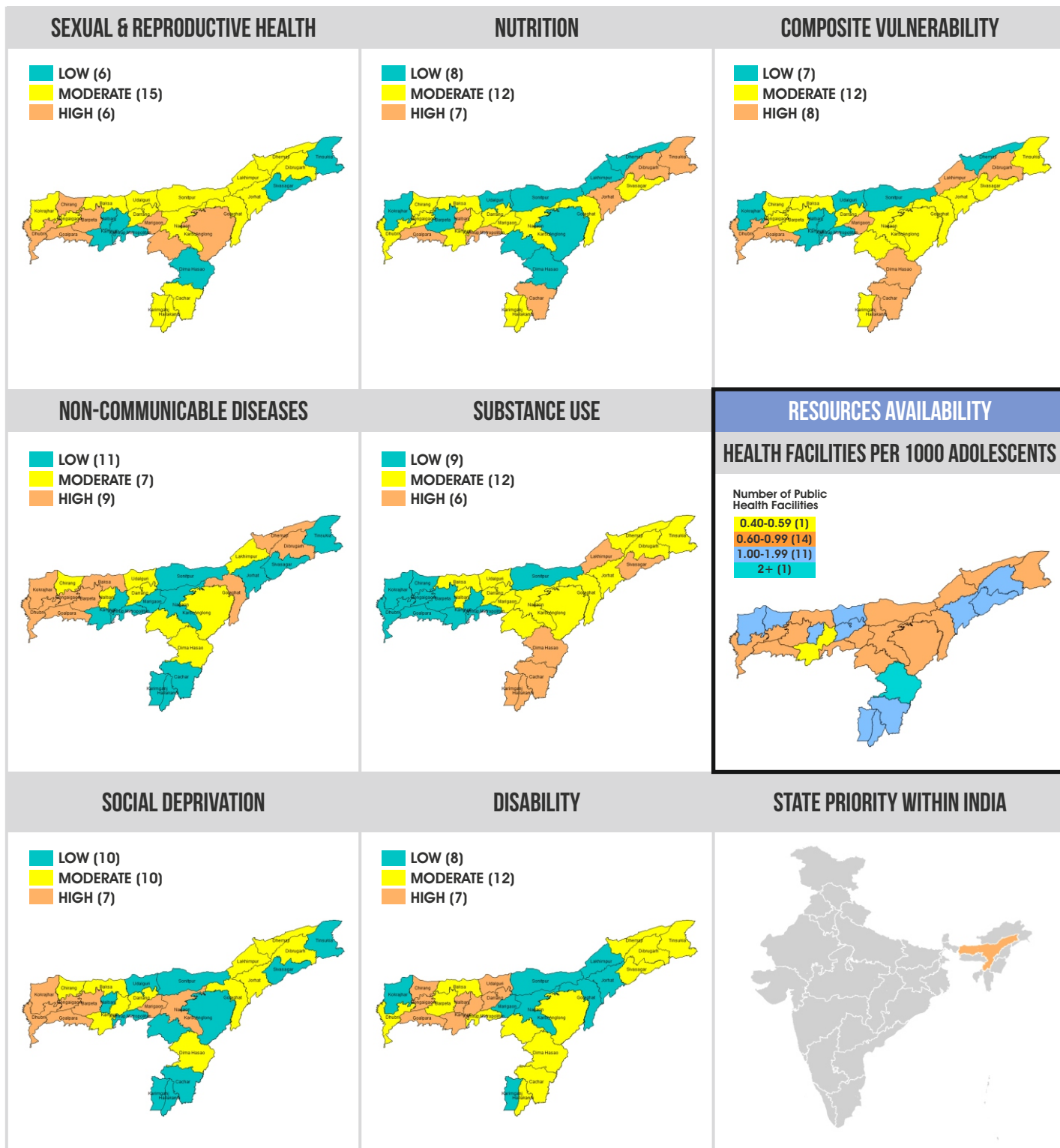
- About 6 lakh adolescents in the state are living with no or a single parent.
- Sexual and reproductive health risks are high in the state, with variations by socio-economic indicators. One in three women aged 20-24 married before 18 years of age. Both, teen childbearing and unmet need for contraception are high in the state.
- A large proportion of adolescent boys in the state consume tobacco (one in four) and alcohol (one in seven).
- Districts such as Dhubri, Bongaigaon, Goalpara, Lakhimpur and Sibsagar require a comprehensive adolescent programme. Adolescents in these districts face a high level of social deprivation, high rates of early marriage and a large number of children are either living with no or a single parent.
- In Karimganj, Hailakandi, and Cacha, substance use prevention programmes need to be prioritized. Adolescents are highly vulnerable in the Western part of the state and in the Barak valley.

LOW VULNERABILITY

MODERATE VULNERABILITY

HIGH VULNERABILITY

## DEGREE OF VULNERABILITY



**Note:** Data sources for calculating vulnerability indices: Census 2011 for disability; NFHS 2015-16 for all other domain vulnerabilities; and HMIS (2017) for the number of health facilities.

## DEMOGRAPHICS

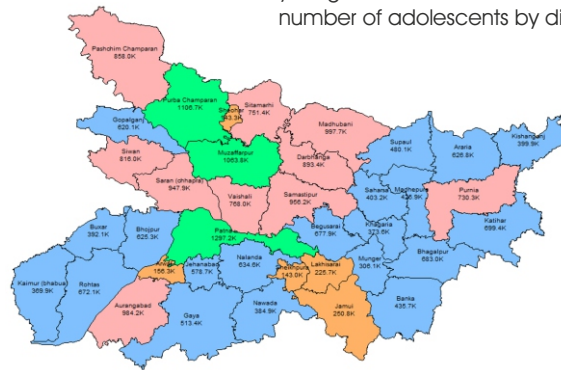


Total Population: **10 Crore**  
 Total Adolescent (10-19 years) Population: **2 Crore**  
 Adolescent Population Density: **248 per sq. km.**  
 Number of Adolescents in Rural Areas: **2 Crore**  
 Number of Adolescents in SC/ST Households: **39 Lakh**  
 Adolescent Sex Ratio: **854 girls per 1000 boys**

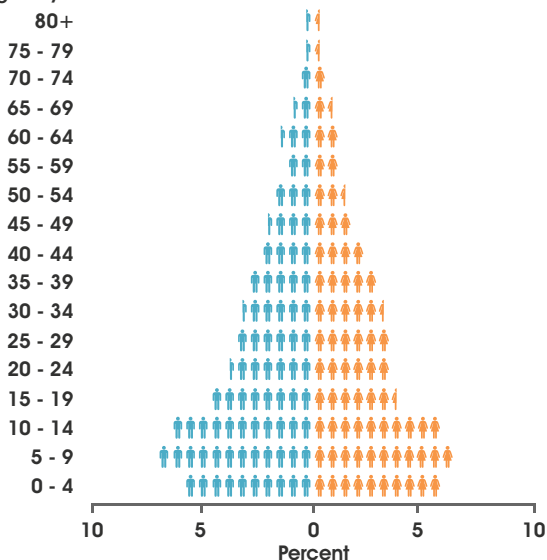
## SIZE OF ADOLESCENT POPULATION IN '000 (NO. OF DISTRICTS)

- 100-299 (5)
- 300-699 (20)
- 700-999 (10)
- 1000+ (3)

Approximately **9%** of the total adolescents in India live in **Bihar**. Most of the state population is young, with variation in the number of adolescents by district.



## Age in years

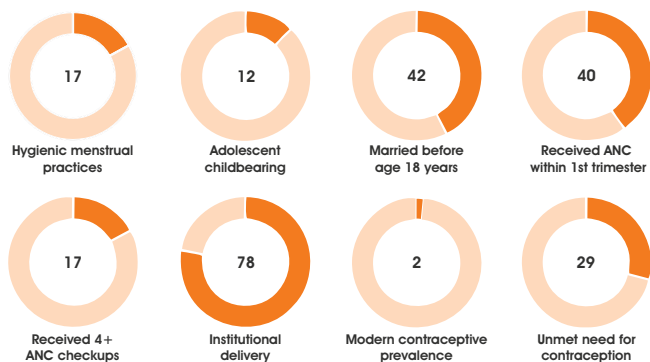


## EQUITY IN SELECTED HEALTH & DEVELOPMENT INDICATORS (%)

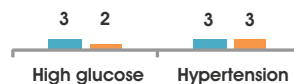
	Child marriage (F)	Poor nutrition (F)	Menstrual hygiene (F)	NCDs (C)	Substance use (C)
<b>Place of residence</b>					
Urban	29	79	30	5	12
Rural	44	78	15	5	11
<b>Wealth</b>					
Richest	23	78	36	5	10
Poorest	55	81	8	6	14
<b>Education</b>					
Primary/No education	57	77	6	6	18
8+ years education	27	78	22	5	8
<b>Caste</b>					
General	25	76	26	5	9
Scheduled castes/tribes	50	79	12	5	13

Note: F – Adolescent females only; C – Combined adolescent males and females; Child Marriage – Married women aged 20-24 years who were married before age 18 years; Poor nutrition – Underweight or anaemia or overweight among 15-19 years; NCDs – Non-communicable diseases among adolescents aged 15-19 years (high glucose levels, hypertension); Substance use – Alcohol or tobacco use among 15-19 years; n/a – Not applicable.

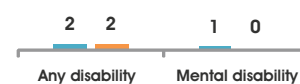
## SEXUAL & REPRODUCTIVE HEALTH (%)



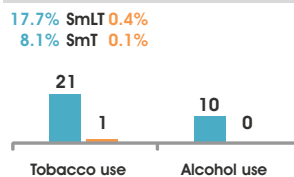
## NCDs (%)



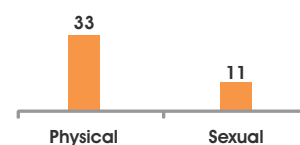
## DISABILITY (%)



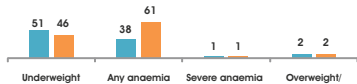
## SUBSTANCE USE (%)



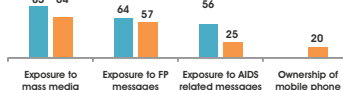
## VIOLENCE (%)



## NUTRITION (%)



## PROGRAM EXPOSURE (%)



## ADOLESCENTS WITH NO/SINGLE PARENT

Percent and estimated no. of adolescents (10-17 years)	Girls (%) number	Boys (%) number
With single parent	(6.1) 5,60,924	(6.5) 6,84,525
With no living parent	(0.3) 31,473	(0.3) 32,765

## LEGEND



# HIGHLIGHTS

- Prevalence of early marriage is high, particularly among the poorest households, those with less education, or those belonging to SC/ST households. Social deprivation is high in 13 districts; of these, 8 districts require a comprehensive programme for adolescents.
- About 13 lakh adolescents in the state are living with no or a single parent.
- More than two out of 10 adolescent boys consume tobacco and/or alcohol.
- Nearly half of the adolescents in the state are malnourished. Menstrual hygiene is very poor among rural and poor adolescent girls.
- District level variations exist in terms of vulnerability of adolescents in all aspects of their lives, and the resources available to them.

LOW VULNERABILITY

MODERATE VULNERABILITY

HIGH VULNERABILITY

## DEGREE OF VULNERABILITY

### SEXUAL & REPRODUCTIVE HEALTH

- LOW (11)
- MODERATE (14)
- HIGH (13)



### NUTRITION

- LOW (14)
- MODERATE (14)
- HIGH (10)



### COMPOSITE VULNERABILITY

- LOW (12)
- MODERATE (13)
- HIGH (13)



### NON-COMMUNICABLE DISEASES

- LOW (12)
- MODERATE (16)
- HIGH (10)



### SUBSTANCE USE

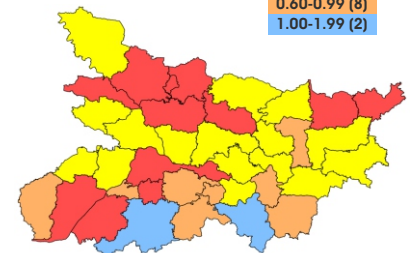
- LOW (12)
- MODERATE (17)
- HIGH (9)



### RESOURCES AVAILABILITY

#### HEALTH FACILITIES PER 1000 ADOLESCENTS

- Number of Public Health Facilities
- <0.40 (12)
  - 0.40-0.59 (16)
  - 0.60-0.99 (8)
  - 1.00-1.99 (2)



### SOCIAL DEPRIVATION

- LOW (13)
- MODERATE (12)
- HIGH (13)



### DISABILITY

- LOW (16)
- MODERATE (10)
- HIGH (12)



### STATE PRIORITY WITHIN INDIA



Note: Data sources for calculating vulnerability indices: Census 2011 for disability; NFHS 2015-16 for all other domain vulnerabilities; and HMIS (2017) for the number of health facilities.

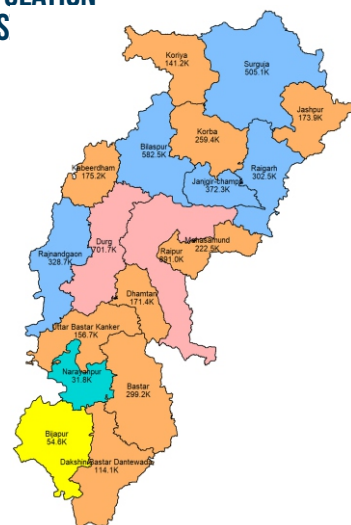
## DEMOGRAPHICS



Total Population: **3 Crore**  
 Total Adolescent (10-19 years) Population: **54 Lakh**  
 Adolescent Population Density: **41 per sq. km.**  
 Number of Adolescents in Rural Areas: **42 Lakh**  
 Number of Adolescents in SC/ST Households: **24 Lakh**  
 Adolescent Sex Ratio: **972 girls per 1000 boys**

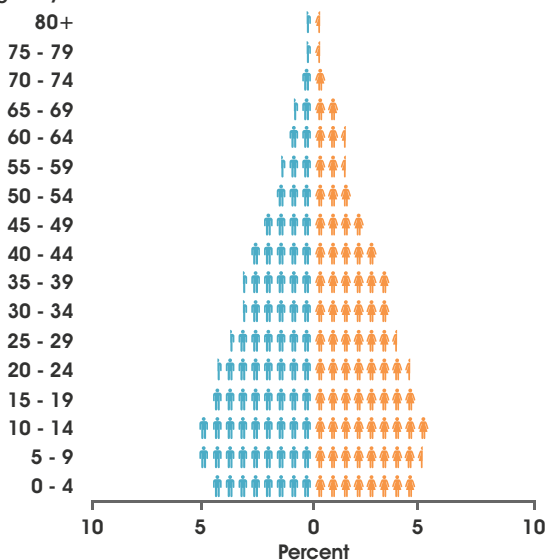
## SIZE OF ADOLESCENT POPULATION IN '000 (NO. OF DISTRICTS)

- <50 (1)
- 50-99 (1)
- 100-299 (9)
- 300-699 (5)
- 700-999 (2)



About **2%** of the total adolescents in India live in **Chhattisgarh**. Most of the state population is young, with variation in the number of adolescents by district.

## Age in years

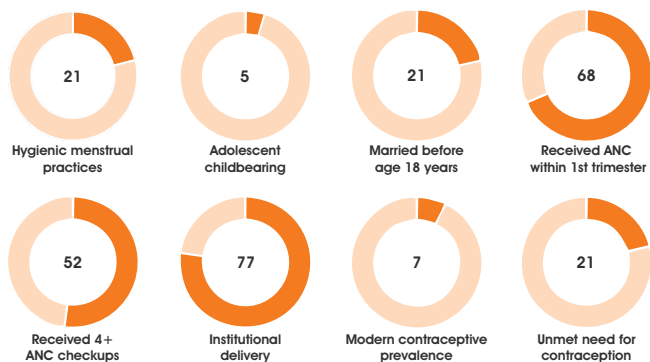


## EQUITY IN SELECTED HEALTH & DEVELOPMENT INDICATORS (%)

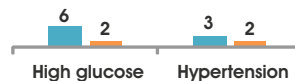
	Child marriage (F)	Poor nutrition (F)	Menstrual hygiene (F)	NCDs (C)	Substance use (C)
<b>Place of residence</b>					
Urban	15	68	44	5	13
Rural	23	68	15	7	19
<b>Wealth</b>					
Richest	7	65	52	5	11
Poorest	39	72	8	8	29
<b>Education</b>					
Primary/No education	41	76	7	9	37
8+ years education	13	67	23	6	15
<b>Caste</b>					
General	15	59	44	4	11
Scheduled castes/tribes	24	70	17	7	21

**Note:** F – Adolescent females only; C – Combined adolescent males and females; Child Marriage – Married women aged 20-24 years who were married before age 18 years; Poor nutrition – Underweight or anaemia or overweight among 15-19 years; NCDs – Non-communicable diseases among adolescents aged 15-19 years (high glucose levels, hypertension); Substance use – Alcohol or tobacco use among 15-19 years; n/a – Not applicable.

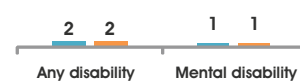
## SEXUAL & REPRODUCTIVE HEALTH (%)



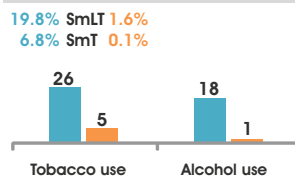
## NCDs (%)



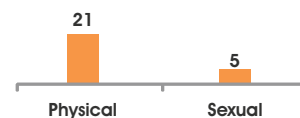
## DISABILITY (%)



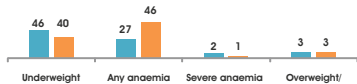
## SUBSTANCE USE (%)



## VIOLENCE (%)



## NUTRITION (%)



## PROGRAM EXPOSURE (%)



## ADOLESCENTS WITH NO/SINGLE PARENT

Percent and estimated no. of adolescents (10-17 years)	Girls (%) number	Boys (%) number
With single parent	(7.8) 1,71,870	(7.9) 1,78,928
With no living parent	(0.7) 14,447	(0.7) 15,211

## LEGEND



# HIGHLIGHTS

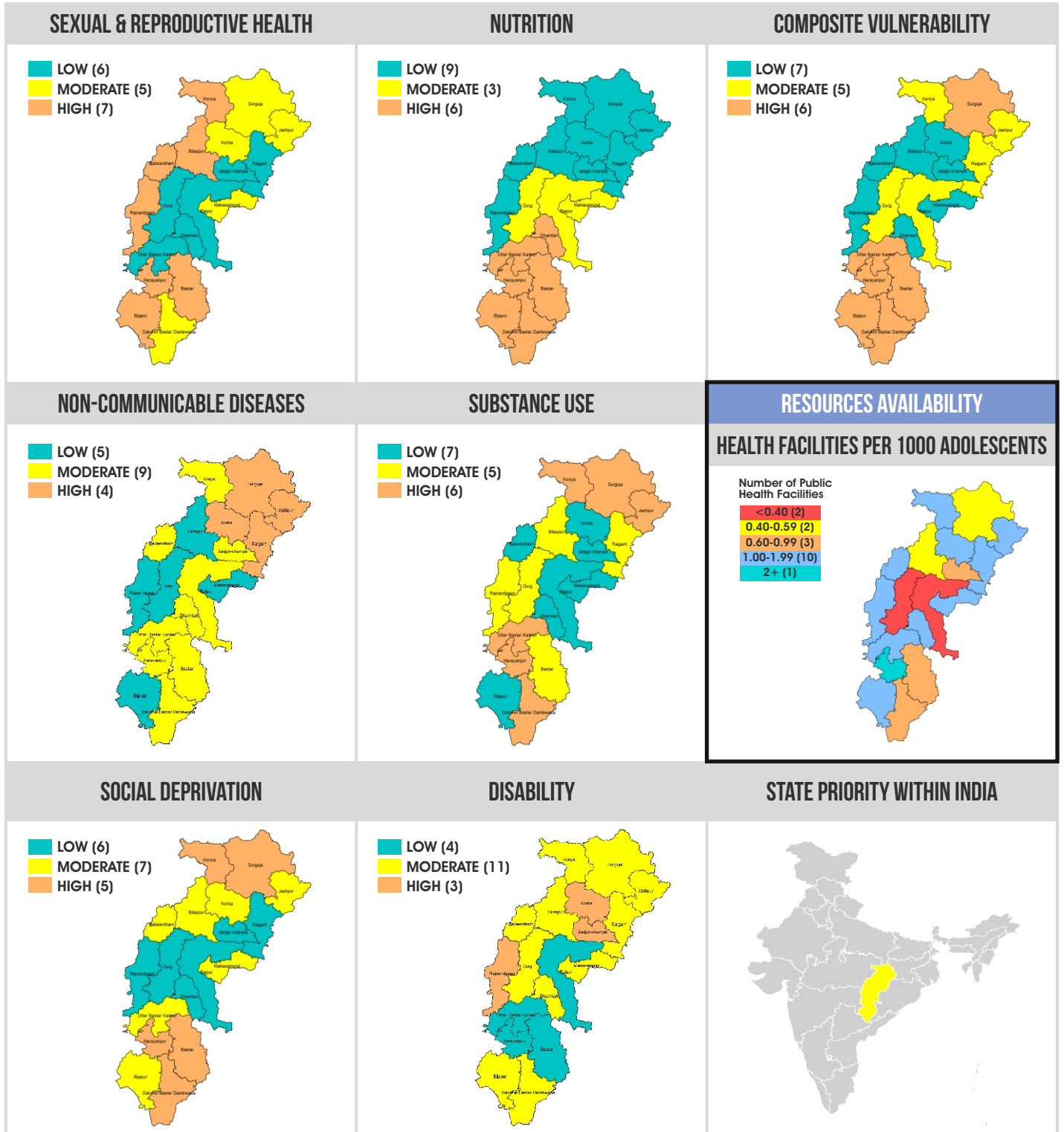
- Nearly 10% of the adolescents in the state are living with a single parent or without a parent.
- Two out of every 10 adolescents consume tobacco products.
- Menstrual hygiene is poor among rural and marginalized adolescent girls. (those belonging to poor or SC/ST households).
- Adolescents from the northern and southern districts face high social deprivation.
- Adolescents the southern districts of the state have higher levels of anaemia compared to other regions.
- District-specific programme priorities focused on the most vulnerable elements of adolescents' lives can help mitigate vulnerability.

LOW VULNERABILITY

MODERATE VULNERABILITY

HIGH VULNERABILITY

## DEGREE OF VULNERABILITY



Note: Data sources for calculating vulnerability indices: Census 2011 for disability; NFHS 2015-16 for all other domain vulnerabilities; and HMIS (2017) for the number of health facilities.

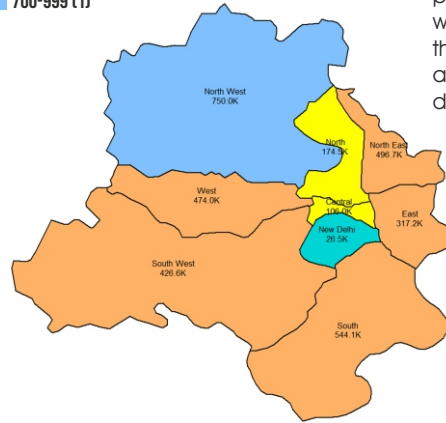
## DEMOGRAPHICS



Total Population: **2 Crore**  
 Total Adolescent (10-19 years) Population: **33 Lakh**  
 Adolescent Population Density: **2236 per sq. km.**  
 Number of Adolescents in Rural Areas: **0.9 Lakh**  
 Number of Adolescents in SC/ST Households: **6 Lakh**  
 Adolescent Sex Ratio: **821 girls per 1000 boys**

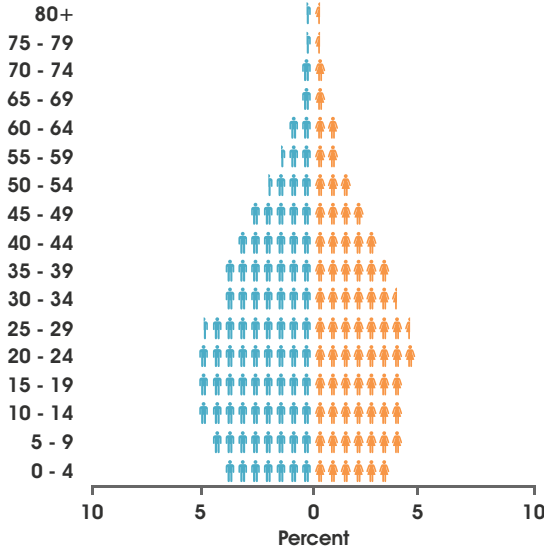
## SIZE OF ADOLESCENT POPULATION IN '000 (NO. OF DISTRICTS)

- <50 (1)
- 50-299 (2)
- 300-699 (5)
- 700-999 (1)



Approximately 1% of the total adolescents in India live in **Delhi**. Most of the state population is young, with variation in the number of adolescents by district.

## Age in years

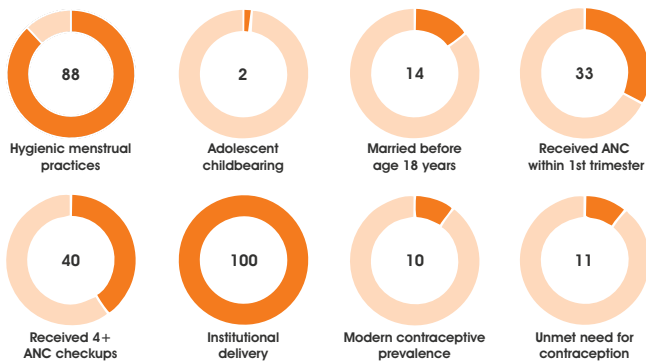


## EQUITY IN SELECTED HEALTH & DEVELOPMENT INDICATORS (%)

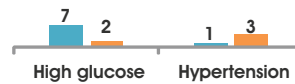
	Child marriage (F)	Poor nutrition (F)	Menstrual hygiene (F)	NCDs (C)	Substance use (C)
<b>Place of residence</b>					
Urban	14	74	88	6	6
Rural	0#	100#	100#	0#	0#
<b>Wealth</b>					
Richest	1	46	69	10	37
Poorest	26	46	18	10	39
<b>Education</b>					
Primary/No education	38	80	56	15	6
8+ years education	8	74	91	5	6
<b>Caste</b>					
General	9	72	91	8	6
Scheduled castes/tribes	14	75	85	6	4

Note: F – Adolescent females only; C – Combined adolescent males and females; Child Marriage – Married women aged 20-24 years who were married before age 18 years; Poor nutrition – Underweight or anaemia or overweight among 15-19 years; NCDs - Non-communicable diseases among adolescents aged 15-19 years (high glucose levels, hypertension); Substance use – Alcohol or tobacco use among 15-19 years; n/a - Not applicable; # - Less than 25 unweighted cases.

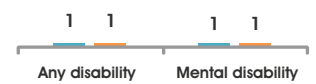
## SEXUAL & REPRODUCTIVE HEALTH (%)



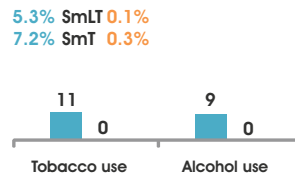
## NCDs (%)



## DISABILITY (%)



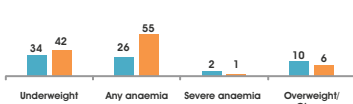
## SUBSTANCE USE (%)



## VIOLENCE (%)



## NUTRITION (%)



## PROGRAM EXPOSURE (%)



## ADOLESCENTS WITH NO/SINGLE PARENT

Percent and estimated no. of adolescents (10-17 years)	Girls (%) number	Boys (%) number
With single parent	(3.8) 44,713	(4.5) 64,176
With no living parent	(0.3) 3,782	(0.4) 5,431

## LEGEND



# HIGHLIGHTS

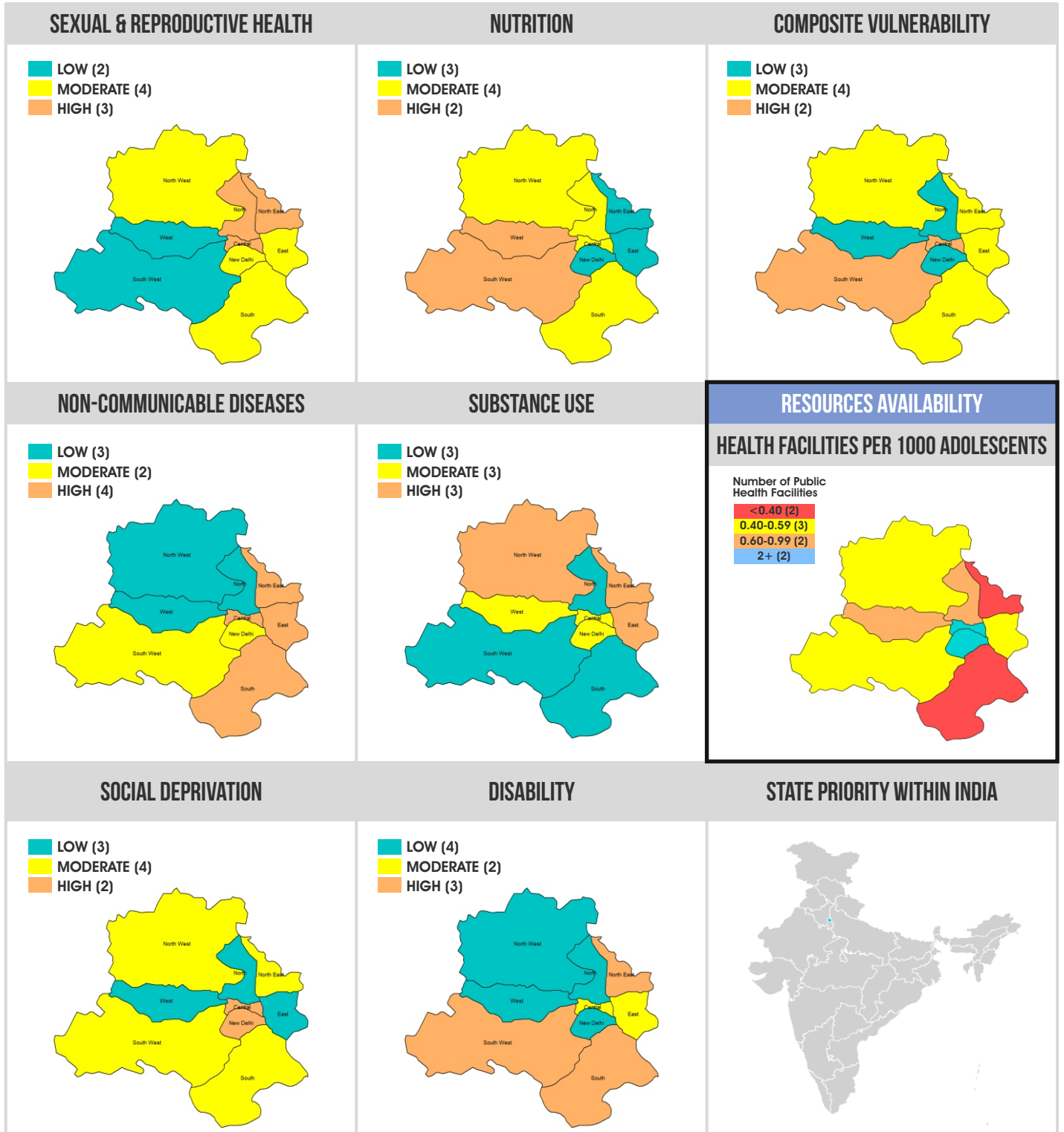
- One out of every 10 adolescents in Delhi are living with a single parent or without one.
- Nearly half of adolescents in the state are malnourished. Menstrual hygiene is also poor among adolescent girls who are uneducated or poorly educated.
- South-West Delhi is the most vulnerable district for adolescents in the state, and this district also has poor resources in terms of number of public health care facilities.

LOW VULNERABILITY

MODERATE VULNERABILITY

HIGH VULNERABILITY

## DEGREE OF VULNERABILITY



**Note:** Data sources for calculating vulnerability indices: Census 2011 for disability; NFHS 2015-16 for all other domain vulnerabilities; and HMIS (2017) for the number of health facilities.

## DEMOGRAPHICS



Total Population: **14 Lakh**  
 Total Adolescent (10-19 years) Population: **2 Lakh**  
 Adolescent Population Density: **61 per sq. km.**  
 Number of Adolescents in Rural Areas: **0.84 Lakh**  
 Number of Adolescents in SC/ST Households: **0.29 Lakh**  
 Adolescent Sex Ratio: **914 girls per 1000 boys**

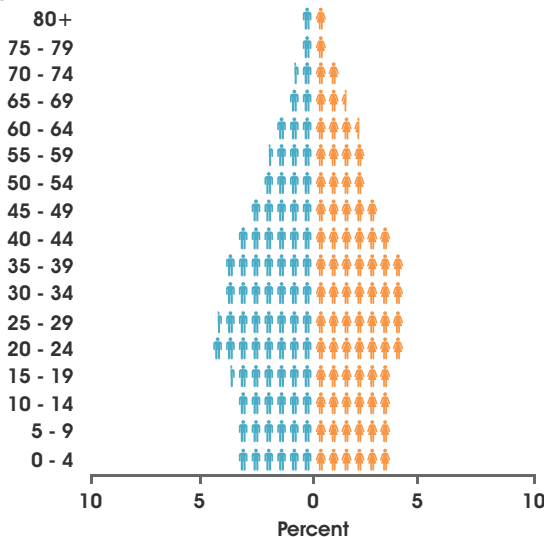
## SIZE OF ADOLESCENT POPULATION IN '000 (NO. OF DISTRICTS)

100-299 (2)



Approximately **0.1%** of the total adolescents in India live in **Goa**. Around 2 lakhs of the state population is young, with very little variation between north and south Goa.

## Age in years

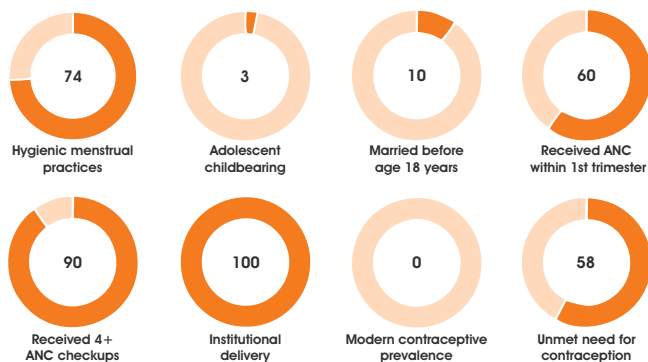


## EQUITY IN SELECTED HEALTH & DEVELOPMENT INDICATORS (%)

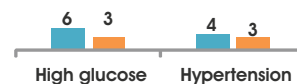
	Child marriage (F)	Poor nutrition (F)	Menstrual hygiene (F)	NCDs (C)	Substance use (C)
<b>Place of residence</b>					
Urban	15	57	80	8	7
Rural	3	71	62	9	6
<b>Wealth</b>					
Richest	7	73	97	3	3
Poorest	38	77	70	4	11
<b>Education</b>					
Primary/No education	52#	71#	33#	0#	11#
8+ years education	6	61	76	9	7
<b>Caste</b>					
General	13	62	74	5	2
Scheduled castes/tribes	5	61	57	8	7

Note: F – Adolescent females only; C – Combined adolescent males and females; Child Marriage – Married women aged 20-24 years who were married before age 18 years; Poor nutrition – Underweight or anaemia or overweight among 15-19 years; NCDs – Non-communicable diseases among adolescents aged 15-19 years (high glucose levels, hypertension); Substance use – Alcohol or tobacco use among 15-19 years; n/a - Not applicable; # - Less than 25 unweighted cases.

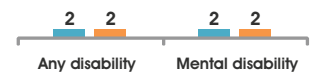
## SEXUAL & REPRODUCTIVE HEALTH (%)



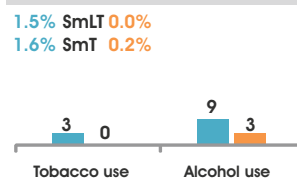
## NCDs (%)



## DISABILITY (%)



## SUBSTANCE USE (%)

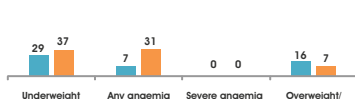


## VIOLENCE (%)


(Based on 25-49 unweighted cases)



## NUTRITION (%)



## PROGRAM EXPOSURE (%)



## ADOLESCENTS WITH NO/SINGLE PARENT

Percent and estimated no. of adolescents (10-17 years)	Girls (%) number	Boys (%) number
With single parent	(9.2) 7,787	(8.3) 7,477
With no living parent	(0.2) 165	(0.0) 0

## LEGEND



# HIGHLIGHTS

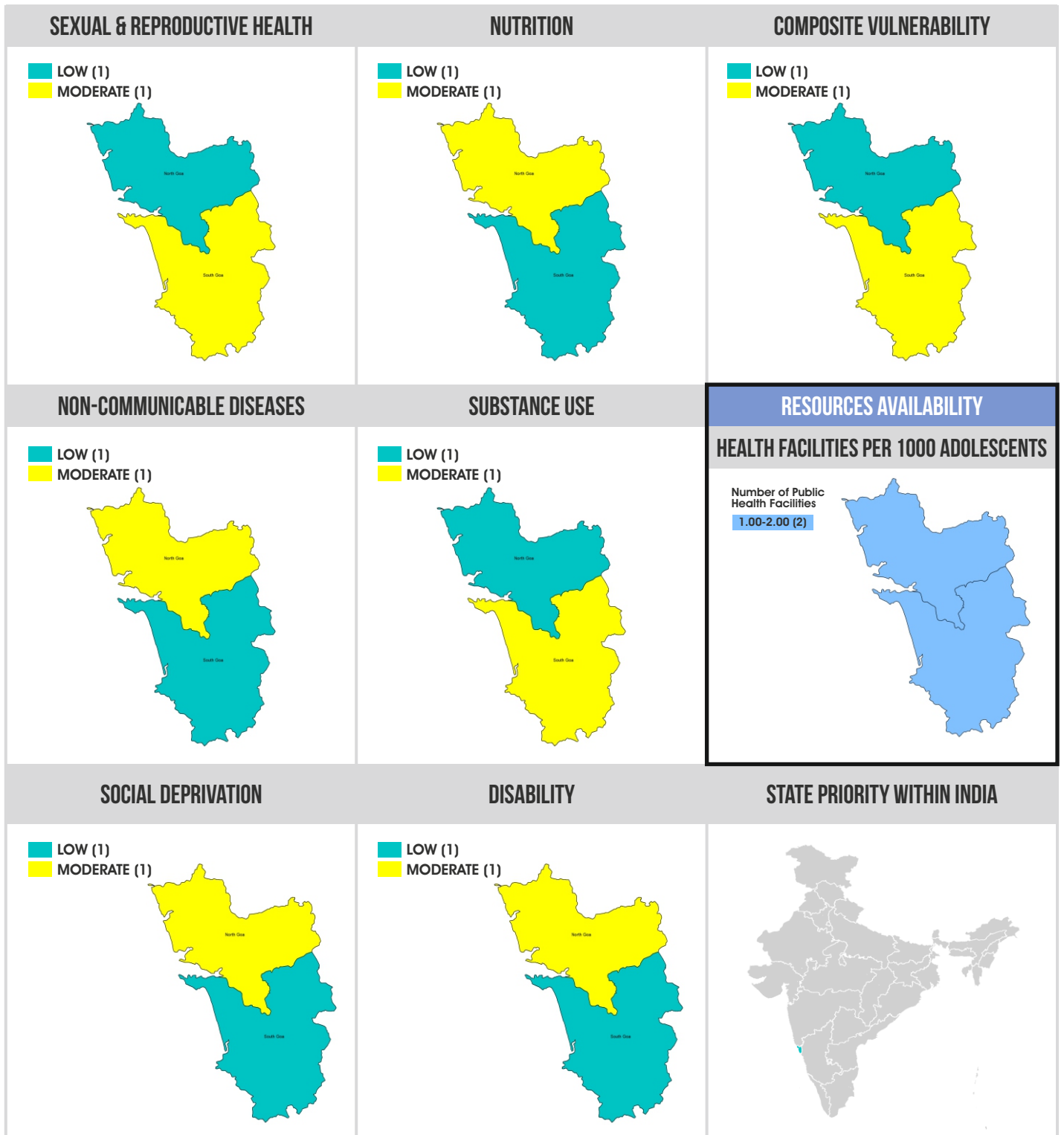
- One in every 10 adolescents in the state is living with a single parent or without a parent.
- Unlike other states, in Goa, the consumption of alcohol is higher than that of tobacco among adolescent boys. One out of every 10 adolescents consumes alcohol.
- Adolescents in South Goa are vulnerable in terms of sexual and reproductive health, and substance use. On the other hand, adolescent in North Goa face higher social deprivation are malnourished.

LOW VULNERABILITY

MODERATE VULNERABILITY

HIGH VULNERABILITY

## DEGREE OF VULNERABILITY



**Note:** Data sources for calculating vulnerability indices: Census 2011 for disability; NFHS 2015-16 for all other domain vulnerabilities; and HMIS (2017) for the number of health facilities.

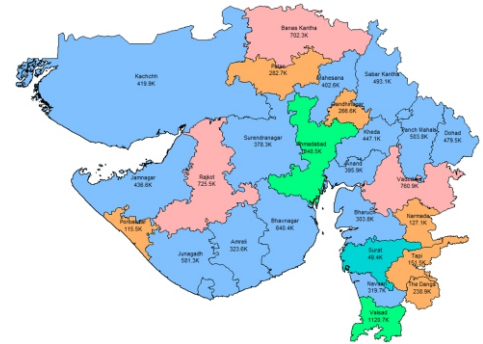
## DEMOGRAPHICS



Total Population: **6 Crore**  
 Total Adolescent (10-19 years) Population: **1 Crore**  
 Adolescent Population Density: **61 per sq. km.**  
 Number of Adolescents in Rural Areas: **71 Lakh**  
 Number of Adolescents in SC/ST Households: **27 Lakh**  
 Adolescent Sex Ratio: **869 girls per 1000 boys**

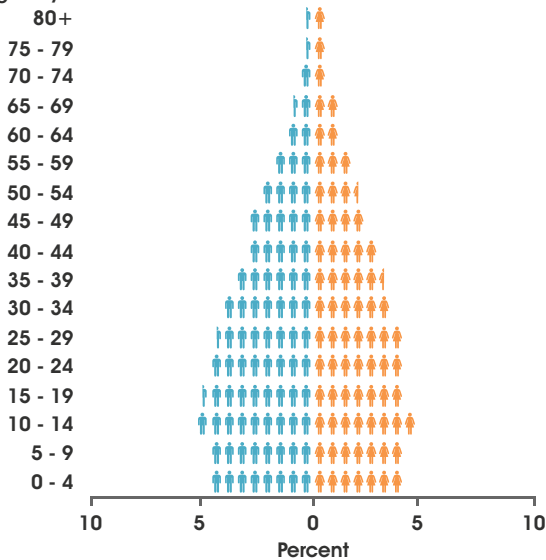
## SIZE OF ADOLESCENT POPULATION IN '000 (NO. OF DISTRICTS)

- <50 (1)
- 100-299 (6)
- 300-699 (14)
- 700-999 (3)
- 1000+ (2)



About **5%** of the total adolescents in India live in **Gujarat**. Most of the state population is young, with variation in the number of adolescents by district.

## Age in years

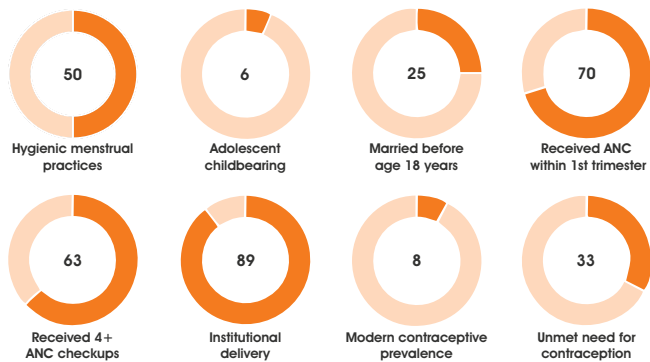


## EQUITY IN SELECTED HEALTH & DEVELOPMENT INDICATORS (%)

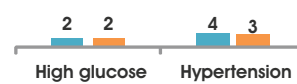
	Child marriage (F)	Poor nutrition (F)	Menstrual hygiene (F)	NCDs (C)	Substance use (C)
<b>Place of residence</b>					
Urban	17	76	60	6	9
Rural	31	81	43	5	15
<b>Wealth</b>					
Richest	0	50	89	9	7
Poorest	21	75	53	4	9
<b>Education</b>					
Primary/No education	45	75	27	5	25
8+ years education	13	80	56	6	10
<b>Caste</b>					
General	13	75	62	7	5
Scheduled castes/tribes	29	79	43	4	15

**Note:** F – Adolescent females only; C – Combined adolescent males and females; Child Marriage – Married women aged 20-24 years who were married before age 18 years; Poor nutrition – Underweight or anaemia or overweight among 15-19 years; NCDs – Non-communicable diseases among adolescents aged 15-19 years (high glucose levels, hypertension); Substance use – Alcohol or tobacco use among 15-19 years; n/a – Not applicable.

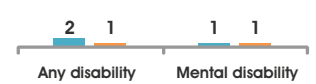
## SEXUAL & REPRODUCTIVE HEALTH (%)



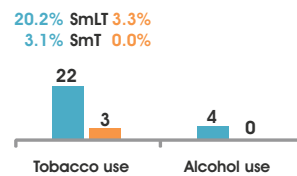
## NCDs (%)




## DISABILITY (%)



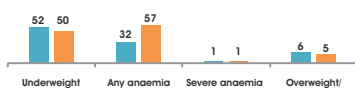
## SUBSTANCE USE (%)



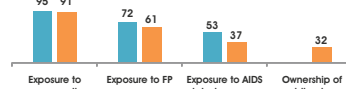
## VIOLENCE (%)



## NUTRITION (%)



## PROGRAM EXPOSURE (%)



## ADOLESCENTS WITH NO/SINGLE PARENT

Percent and estimated no. of adolescents (10-17 years)	Girls (%) number	Boys (%) number
With single parent	(5.4) 2,41,073	(5.8) 2,98,478
With no living parent	(0.3) 13,341	(0.5) 23,226

## LEGEND



# HIGHLIGHTS

- Two out of every 10 adolescents consume tobacco products.
- Prevalence of early marriage is high among rural, poor and marginalized adolescents.
- Adolescents from seven out of 26 districts of the state face high social deprivation.
- The eastern districts of the state require comprehensive programmatic action.

LOW VULNERABILITY

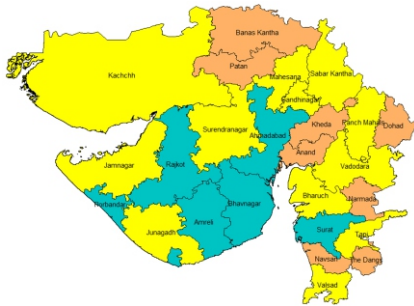
MODERATE VULNERABILITY

HIGH VULNERABILITY

## DEGREE OF VULNERABILITY

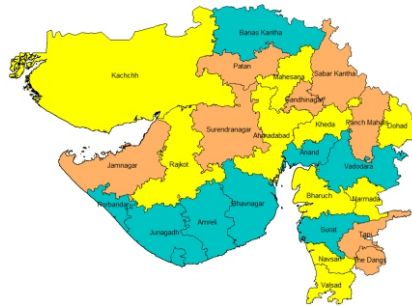
### SEXUAL & REPRODUCTIVE HEALTH

- LOW (6)
- MODERATE (12)
- HIGH (8)



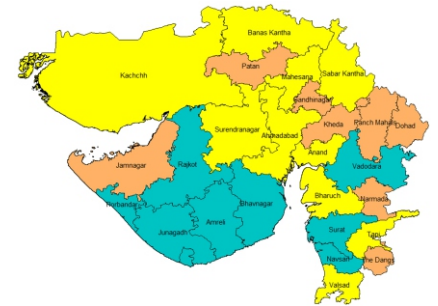
### NUTRITION

- LOW (8)
- MODERATE (10)
- HIGH (8)



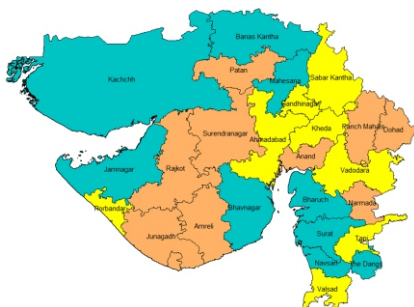
### COMPOSITE VULNERABILITY

- LOW (8)
- MODERATE (10)
- HIGH (8)



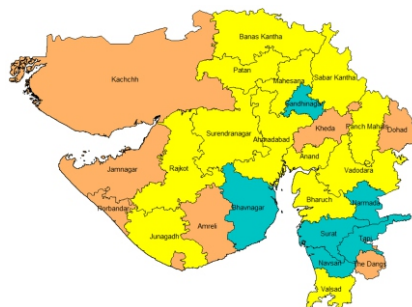
### NON-COMMUNICABLE DISEASES

- LOW (9)
- MODERATE (8)
- HIGH (9)



### SUBSTANCE USE

- LOW (6)
- MODERATE (13)
- HIGH (7)

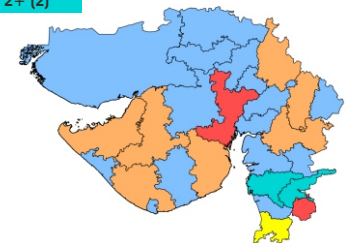


### RESOURCES AVAILABILITY

#### HEALTH FACILITIES PER 1000 ADOLESCENTS

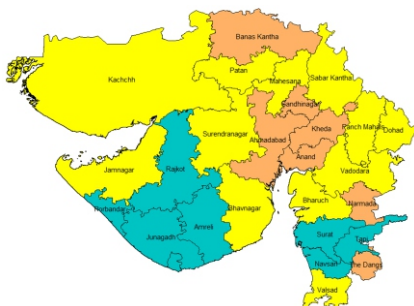
Number of Public Health Facilities

- <0.40 (2)
- 0.40-0.59 (1)
- 0.60-0.99 (7)
- 1.00-1.99 (14)
- 2+ (2)



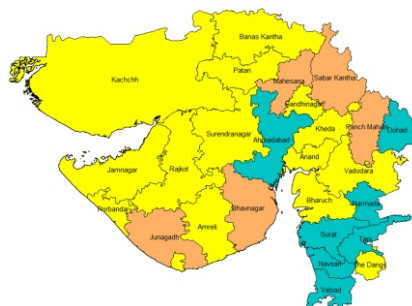
### SOCIAL DEPRIVATION

- LOW (7)
- MODERATE (12)
- HIGH (7)



### DISABILITY

- LOW (7)
- MODERATE (14)
- HIGH (5)



### STATE PRIORITY WITHIN INDIA



Note: Data sources for calculating vulnerability indices: Census 2011 for disability; NFHS 2015-16 for all other domain vulnerabilities; and HMIS (2017) for the number of health facilities.

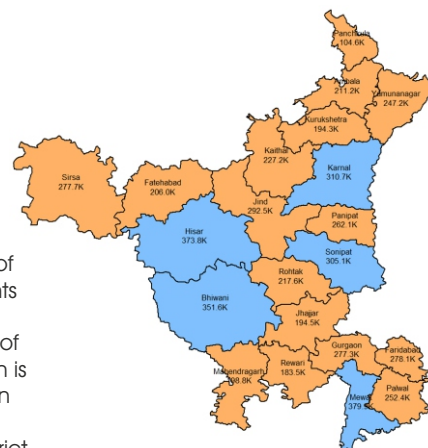
## DEMOGRAPHICS



Total Population: **2 Crore**  
 Total Adolescent (10-19 years) Population: **53 Lakh**  
 Adolescent Population Density: **121 per sq. km.**  
 Number of Adolescents in Rural Areas: **36 Lakh**  
 Number of Adolescents in SC/ST Households: **12 Lakh**  
 Adolescent Sex Ratio: **805 girls per 1000 boys**

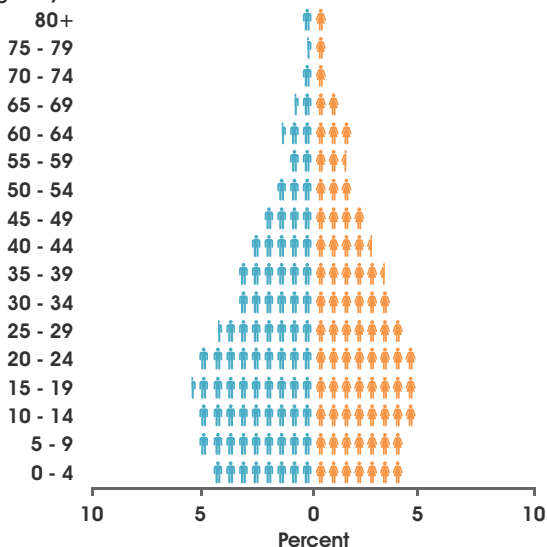
## SIZE OF ADOLESCENT POPULATION IN '000 (NO. OF DISTRICTS)

100-299 (16)  
 300-699 (5)



Approximately **2%** of the total adolescents in India live in **Haryana. 53 lakhs** of the state population is young, with variation in the number of adolescents by district.

## Age in years

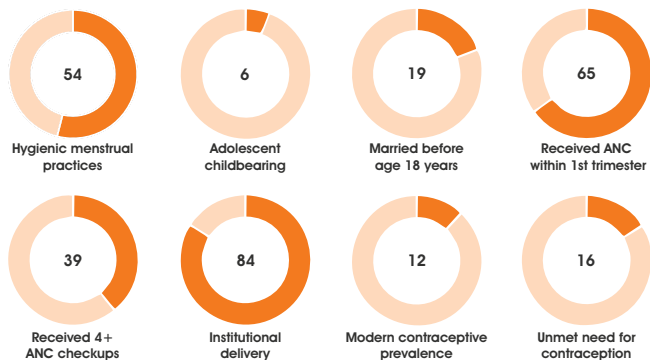


## EQUITY IN SELECTED HEALTH & DEVELOPMENT INDICATORS (%)

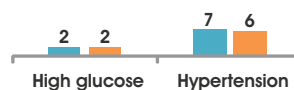
	Child marriage (F)	Poor nutrition (F)	Menstrual hygiene (F)	NCDs (C)	Substance use (C)
<b>Place of residence</b>					
Urban	20	73	60	7	7
Rural	19	79	51	8	5
<b>Wealth</b>					
Richest	9	75	74	7	6
Poorest	41	82	37	5	19
<b>Education</b>					
Primary/No education	41	77	22	7	10
8+ years education	13	76	59	8	5
<b>Caste</b>					
General	15	74	65	8	2
Scheduled castes/tribes	19	81	45	7	6

Note: F – Adolescent females only; C – Combined adolescent males and females; Child Marriage – Married women aged 20-24 years who were married before age 18 years; Poor nutrition – Underweight or anaemia or overweight among 15-19 years; NCDs – Non-communicable diseases among adolescents aged 15-19 years (high glucose levels, hypertension); Substance use – Alcohol or tobacco use among 15-19 years; n/a – Not applicable.

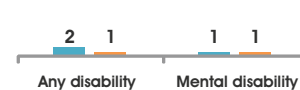
## SEXUAL & REPRODUCTIVE HEALTH (%)



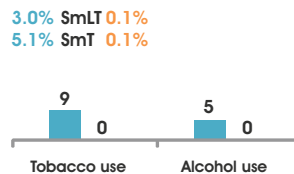
## NCDs (%)



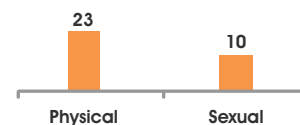
## DISABILITY (%)



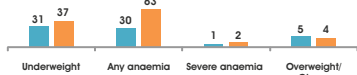
## SUBSTANCE USE (%)



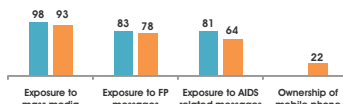
## VIOLENCE (%)



## NUTRITION (%)



## PROGRAM EXPOSURE (%)



## ADOLESCENTS WITH NO/SINGLE PARENT

Percent and estimated no. of adolescents (10-17 years)	Girls (%) number	Boys (%) number
With single parent	(6.8) 1,29,465	(6.7) 1,57,327
With no living parent	(0.5) 8,812	(0.8) 18,834

## LEGEND



# HIGHLIGHTS

- About 3 lakh adolescents in the state are either living with a single parent or without one.
- One out of every 10 adolescents consumes alcohol or tobacco products. Relatively higher proportions of adolescents in the Rohtak, Jhajjar, Gurgaon, Mewat and Rewari districts suffer from substance use.
- Six out of every 10 girls in the state are anaemic.
- Early marriage rates are high among poor and adolescent girls with no schooling; and vary across districts.
- Districts such as Mewat, Rewari, Palwal, Mahendragarh and Sonapat require a comprehensive adolescent health programme.

LOW VULNERABILITY

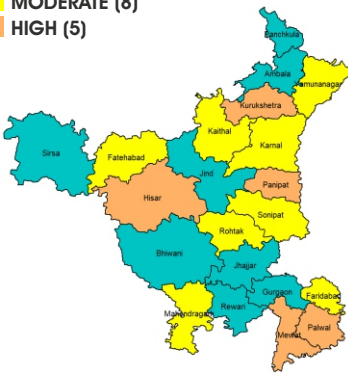
MODERATE VULNERABILITY

HIGH VULNERABILITY

## DEGREE OF VULNERABILITY

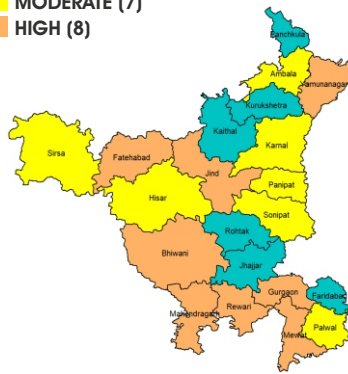
### SEXUAL & REPRODUCTIVE HEALTH

LOW (8)  
MODERATE (8)  
HIGH (5)



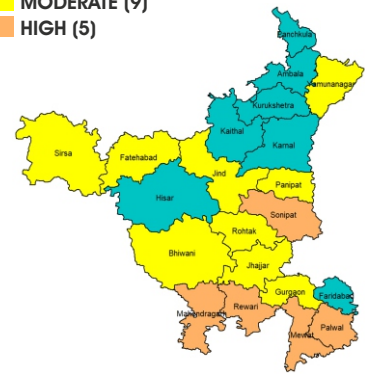
### NUTRITION

LOW (6)  
MODERATE (7)  
HIGH (8)



### COMPOSITE VULNERABILITY

LOW (7)  
MODERATE (9)  
HIGH (5)



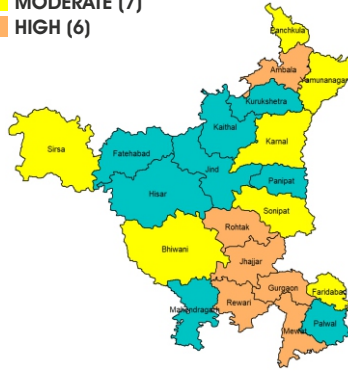
### NON-COMMUNICABLE DISEASES

LOW (7)  
MODERATE (7)  
HIGH (7)



### SUBSTANCE USE

LOW (8)  
MODERATE (7)  
HIGH (6)

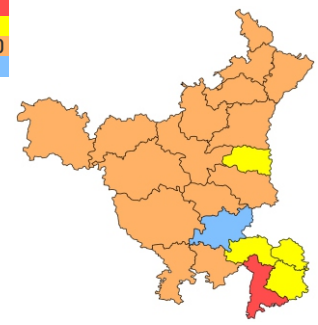


### RESOURCES AVAILABILITY

#### HEALTH FACILITIES PER 1000 ADOLESCENTS

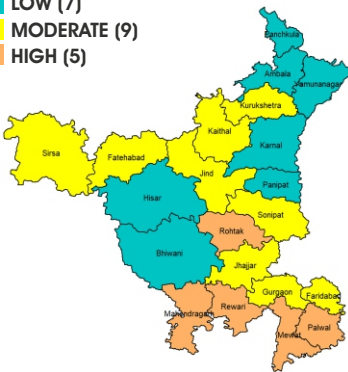
Number of Public Health Facilities

<0.40 (1)  
0.40-0.59 (4)  
0.60-0.99 (15)  
1.00-1.99 (1)



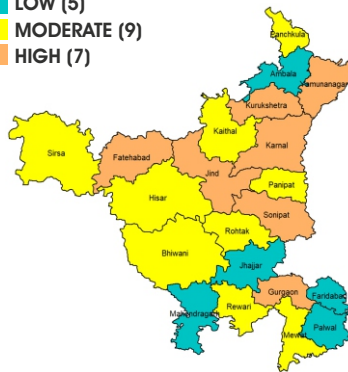
### SOCIAL DEPRIVATION

LOW (7)  
MODERATE (9)  
HIGH (5)



### DISABILITY

LOW (5)  
MODERATE (9)  
HIGH (7)



### STATE PRIORITY WITHIN INDIA



Note: Data sources for calculating vulnerability indices: Census 2011 for disability; NFHS 2015-16 for all other domain vulnerabilities; and HMIS (2017) for the number of health facilities.

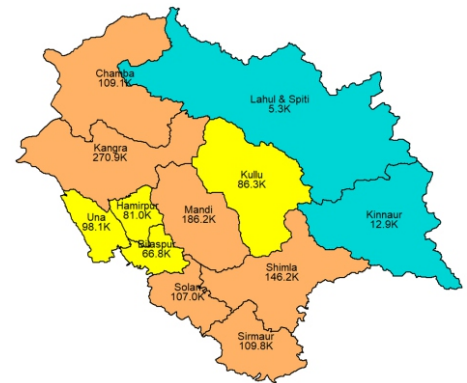
## DEMOGRAPHICS



Total Population: **69 Lakh**  
 Total Adolescent (10-19 years) Population: **13 Lakh**  
 Adolescent Population Density: **23 per sq. km.**  
 Number of Adolescents in Rural Areas: **12 Lakh**  
 Number of Adolescents in SC/ST Households: **4 Lakh**  
 Adolescent Sex Ratio: **896 girls per 1000 boys**

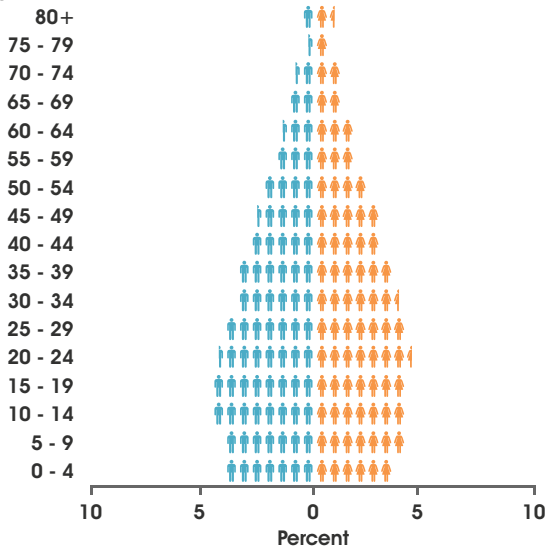
## SIZE OF ADOLESCENT POPULATION IN '000 (NO. OF DISTRICTS)

<50 (2)  
 50-99 (4)  
 100-299 (6)



About **1%** of the total adolescents in India live in **Himachal Pradesh**. Most of the state population is young, with variation in the number of adolescents by district.

## Age in years

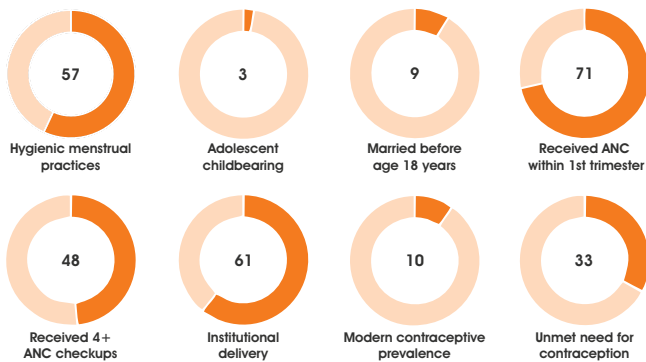


## EQUITY IN SELECTED HEALTH & DEVELOPMENT INDICATORS (%)

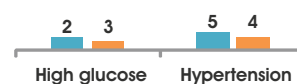
	Child marriage (F)	Poor nutrition (F)	Menstrual hygiene (F)	NCDs (C)	Substance use (C)
<b>Place of residence</b>					
Urban	7	79	83	4	15
Rural	9	73	55	7	4
<b>Wealth</b>					
Richest	7	73	73	8	6
Poorest	32	80	34	8	5
<b>Education</b>					
Primary/No education	38	74	22	7	0
8+ years education	6	73	58	6	5
<b>Caste</b>					
General	7	73	62	6	6
Scheduled castes/tribes	14	69	54	6	4

Note: F – Adolescent females only; C – Combined adolescent males and females; Child Marriage – Married women aged 20-24 years who were married before age 18 years; Poor nutrition – Underweight or anaemia or overweight among 15-19 years; NCDs – Non-communicable diseases among adolescents aged 15-19 years (high glucose levels, hypertension); Substance use – Alcohol or tobacco use among 15-19 years; n/a – Not applicable.

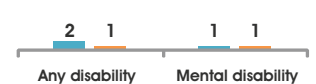
## SEXUAL & REPRODUCTIVE HEALTH (%)



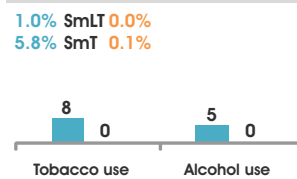
## NCDs (%)



## DISABILITY (%)



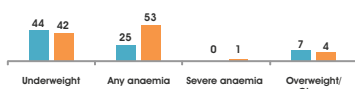
## SUBSTANCE USE (%)



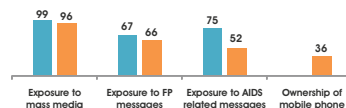
## VIOLENCE (%)



## NUTRITION (%)



## PROGRAM EXPOSURE (%)



## ADOLESCENTS WITH NO/SINGLE PARENT

Percent and estimated no. of adolescents (10-17 years)	Girls (%) number	Boys (%) number
With single parent	(4.7) 22,617	(4.9) 26,200
With no living parent	(0.3) 1,435	(0.3) 1,474

## LEGEND



# HIGHLIGHTS

- Almost one in every 10 girls aged 20-24 married before the age 18 years. Early marriage is prevalent among those from SC/ST households or those with less education.
- Poor menstrual hygiene is observed adolescent girls from rural areas, poor and marginalized households.
- Adolescents in four out of 12 districts of the state face high social deprivation.

LOW VULNERABILITY

MODERATE VULNERABILITY

HIGH VULNERABILITY

## DEGREE OF VULNERABILITY

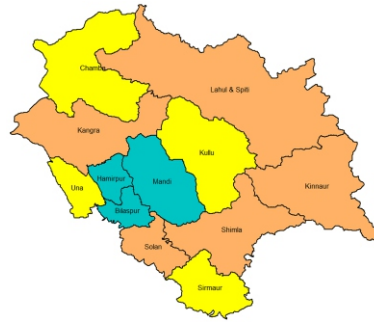
### SEXUAL & REPRODUCTIVE HEALTH

- LOW (4)
- MODERATE (5)
- HIGH (3)



### NUTRITION

- LOW (3)
- MODERATE (4)
- HIGH (5)



### COMPOSITE VULNERABILITY

- LOW (4)
- MODERATE (5)
- HIGH (3)



### NON-COMMUNICABLE DISEASES

- LOW (4)
- MODERATE (5)
- HIGH (3)



### SUBSTANCE USE

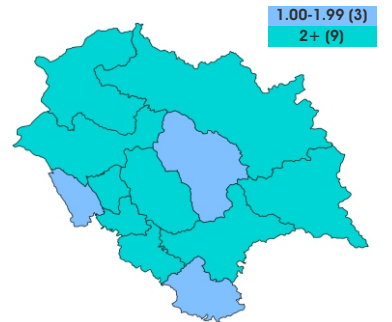
- LOW (5)
- MODERATE (2)
- HIGH (5)



### RESOURCES AVAILABILITY

#### HEALTH FACILITIES PER 1000 ADOLESCENTS

- Number of Public Health Facilities
- 1.00-1.99 (3)
  - 2+ (9)



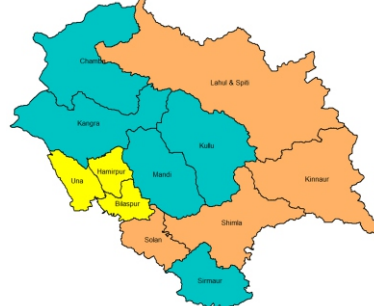
### SOCIAL DEPRIVATION

- LOW (5)
- MODERATE (3)
- HIGH (4)



### DISABILITY

- LOW (5)
- MODERATE (3)
- HIGH (4)



### STATE PRIORITY WITHIN INDIA



Note: Data sources for calculating vulnerability indices: Census 2011 for disability; NFHS 2015-16 for all other domain vulnerabilities; and HMIS (2017) for the number of health facilities.

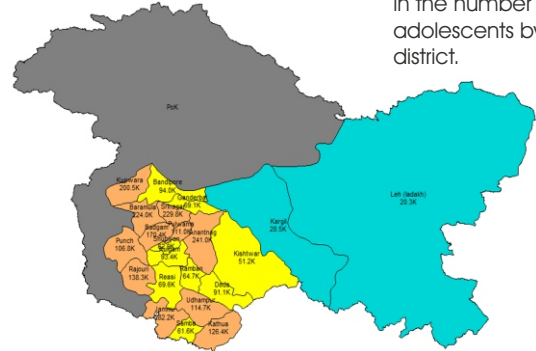
# ADOLESCENT HEALTH DATA TOOL: JAMMU & KASHMIR

## DEMOGRAPHICS



## SIZE OF ADOLESCENT POPULATION IN '000 (NO. OF DISTRICTS)

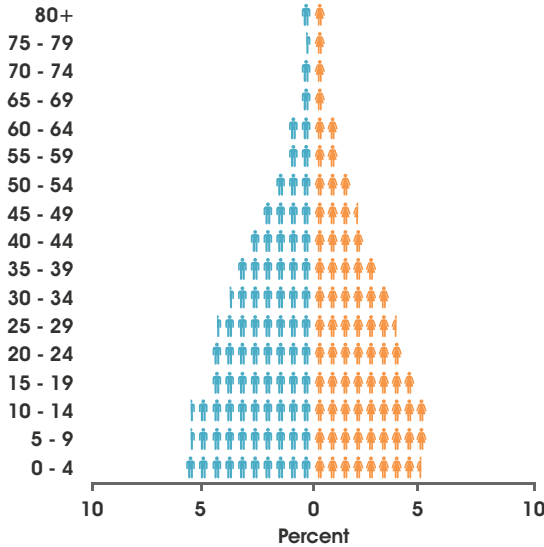
- <50 (2)
- 50-99 (9)
- 100-299 (11)
- NO DATA



About 1% of the total adolescents in India live in **Jammu & Kashmir**. Most of the state population is young, with variation in the number of adolescents by district.

Total Population: **1 Crore**  
 Total Adolescent (10-19 years) Population: **27 Lakh**  
 Adolescent Population Density: **12 per sq. km.**  
 Number of Adolescents in Rural Areas: **20 Lakh**  
 Number of Adolescents in SC/ST Households: **5 Lakh**  
 Adolescent Sex Ratio: **914 girls per 1000 boys**

## Age in years

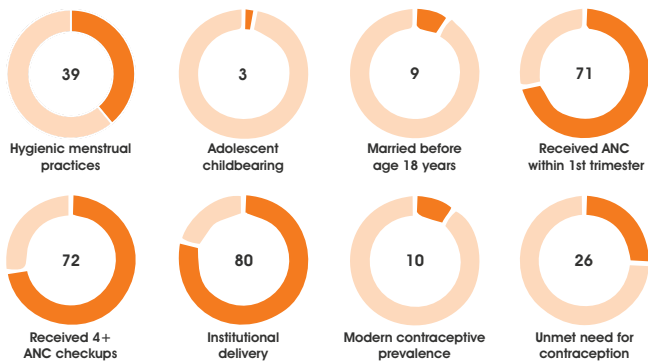


## EQUITY IN SELECTED HEALTH & DEVELOPMENT INDICATORS (%)

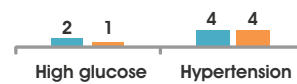
	Child marriage (F)	Poor nutrition (F)	Menstrual hygiene (F)	NCDs (C)	Substance use (C)
<b>Place of residence</b>					
Urban	4	72	67	5	9
Rural	10	67	30	6	7
<b>Wealth</b>					
Richest	2	73	77	7	8
Poorest	21	71	42	7	3
<b>Education</b>					
Primary/No education	24	72	20	6	10
8+ years education	5	68	41	5	7
<b>Caste</b>					
General	11	63	38	5	7
Scheduled castes/tribes	17	69	32	7	7

**Note:** F – Adolescent females only; C – Combined adolescent males and females; Child Marriage – Married women aged 20-24 years who were married before age 18 years; Poor nutrition – Underweight or anaemia or overweight among 15-19 years; NCDs - Non-communicable diseases among adolescents aged 15-19 years (high glucose levels, hypertension); Substance use – Alcohol or tobacco use among 15-19 years; n/a - Not applicable.

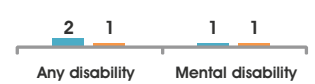
## SEXUAL & REPRODUCTIVE HEALTH (%)



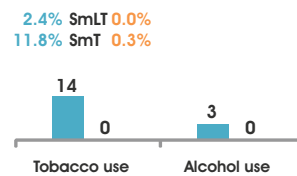
## NCDs (%)



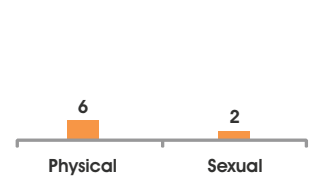
## DISABILITY (%)



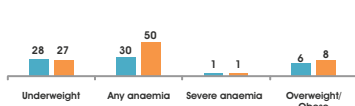
## SUBSTANCE USE (%)



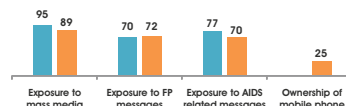
## VIOLENCE (%)



## NUTRITION (%)



## PROGRAM EXPOSURE (%)



## ADOLESCENTS WITH NO/SINGLE PARENT

Percent and estimated no. of adolescents (10-17 years)	Girls (%) number	Boys (%) number
With single parent	(5.5) 57,303	(5.7) 64,426
With no living parent	(0.3) 3,528	(0.2) 2,572

## LEGEND



# HIGHLIGHTS

- About one lakh adolescents in the state are living with a single parent or without one.
- Over one in six adolescent boys consume tobacco products, with high levels of use in districts of Leh, Kulgam, Anantnag, Kupwara and Bandipore.
- Adolescents in few districts of the state are malnourished, notably in Leh, Kargil, Baramulla, Badgam, and Kupwara.
- Adolescents from the south- western districts face high social deprivation.

LOW VULNERABILITY

MODERATE VULNERABILITY

HIGH VULNERABILITY

## DEGREE OF VULNERABILITY

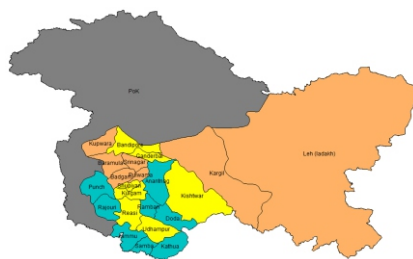
### SEXUAL & REPRODUCTIVE HEALTH

- LOW (5)
- MODERATE (9)
- HIGH (8)
- No Data



### NUTRITION

- LOW (8)
- MODERATE (7)
- HIGH (7)
- No Data



### COMPOSITE VULNERABILITY

- LOW (5)
- MODERATE (10)
- HIGH (7)
- No Data



### NON-COMMUNICABLE DISEASES

- LOW (8)
- MODERATE (7)
- HIGH (7)
- No Data



### SUBSTANCE USE

- LOW (7)
- MODERATE (10)
- HIGH (5)
- No Data

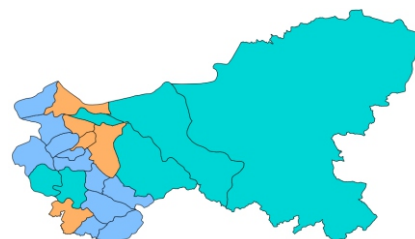


### RESOURCES AVAILABILITY

#### HEALTH FACILITIES PER 1000 ADOLESCENTS

Number of Public Health Facilities

- 0.60-0.99 (5)
- 1.00-1.99 (11)
- 2+ (6)



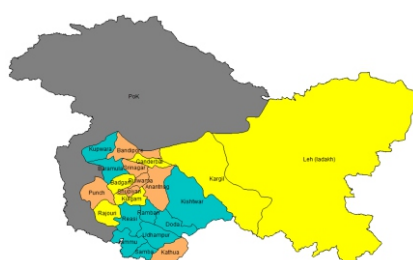
### SOCIAL DEPRIVATION

- LOW (7)
- MODERATE (8)
- HIGH (7)
- No Data



### DISABILITY

- LOW (9)
- MODERATE (6)
- HIGH (7)
- No Data



### STATE PRIORITY WITHIN INDIA



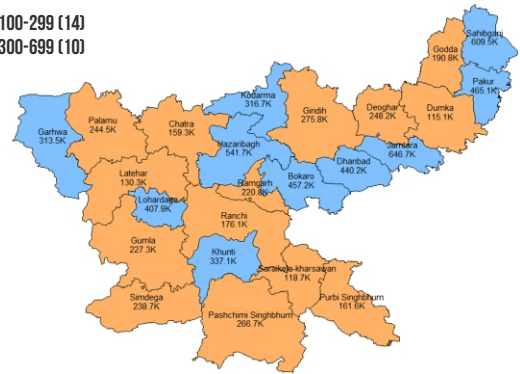
Note: Data sources for calculating vulnerability indices: Census 2011 for disability; NFHS 2015-16 for all other domain vulnerabilities; and HMIS (2017) for the number of health facilities.

## DEMOGRAPHICS



## SIZE OF ADOLESCENT POPULATION IN '000 (NO. OF DISTRICTS)

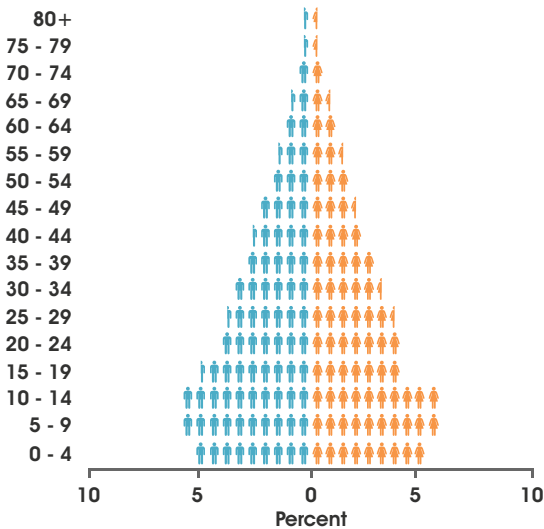
100-299 (14)  
300-699 (10)



About **3%** of the total adolescents in India live in **Jharkhand**. Most of the state population is young, with variation in the number of adolescents by district.

Total Population: **3 Crore**  
Total Adolescent (10-19 years) Population: **73 Lakh**  
Adolescent Population Density: **92 per sq. km.**  
Number of Adolescents in Rural Areas: **56 Lakh**  
Number of Adolescents in SC/ST Households: **28 Lakh**  
Adolescent Sex Ratio: **910 girls per 1000 boys**

## Age in years

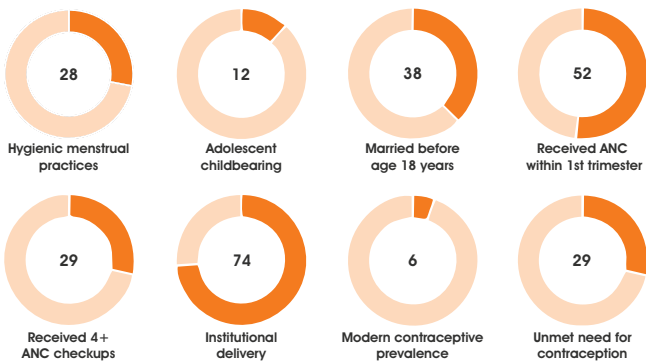


## EQUITY IN SELECTED HEALTH & DEVELOPMENT INDICATORS (%)

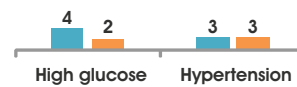
	Child marriage (F)	Poor nutrition (F)	Menstrual hygiene (F)	NCDs (C)	Substance use (C)
<b>Place of residence</b>					
Urban	21	77	49	6	8
Rural	44	81	20	6	11
<b>Wealth</b>					
Richest	4	70	76	5	5
Poorest	21	67	18	6	10
<b>Education</b>					
Primary/No education	57	82	9	5	21
8+ years education	27	79	33	6	9
<b>Caste</b>					
General	22	76	47	5	7
Scheduled castes/tribes	39	84	22	6	14

Note: F – Adolescent females only; C – Combined adolescent males and females; Child Marriage – Married women aged 20-24 years who were married before age 18 years; Poor nutrition – Underweight or anaemia or overweight among 15-19 years; NCDs – Non-communicable diseases among adolescents aged 15-19 years (high glucose levels, hypertension); Substance use – Alcohol or tobacco use among 15-19 years; n/a – Not applicable.

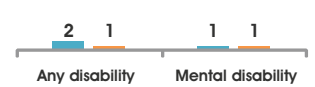
## SEXUAL & REPRODUCTIVE HEALTH (%)



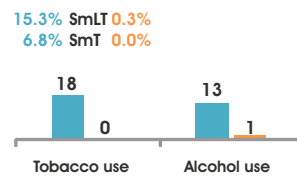
## NCDs (%)



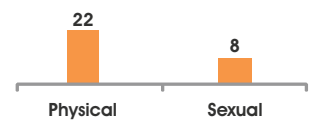
## DISABILITY (%)



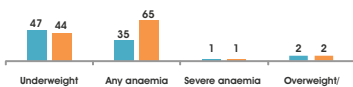
## SUBSTANCE USE (%)



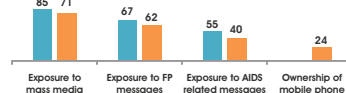
## VIOLENCE (%)



## NUTRITION (%)



## PROGRAM EXPOSURE (%)



## ADOLESCENTS WITH NO/SINGLE PARENT

Percent and estimated no. of adolescents (10-17 years)	Girls (%) number	Boys (%) number
With single parent	(8.2) 2,37,299	(8.3) 2,62,902
With no living parent	(0.6) 17,302	(0.4) 14,017

## LEGEND



# HIGHLIGHTS

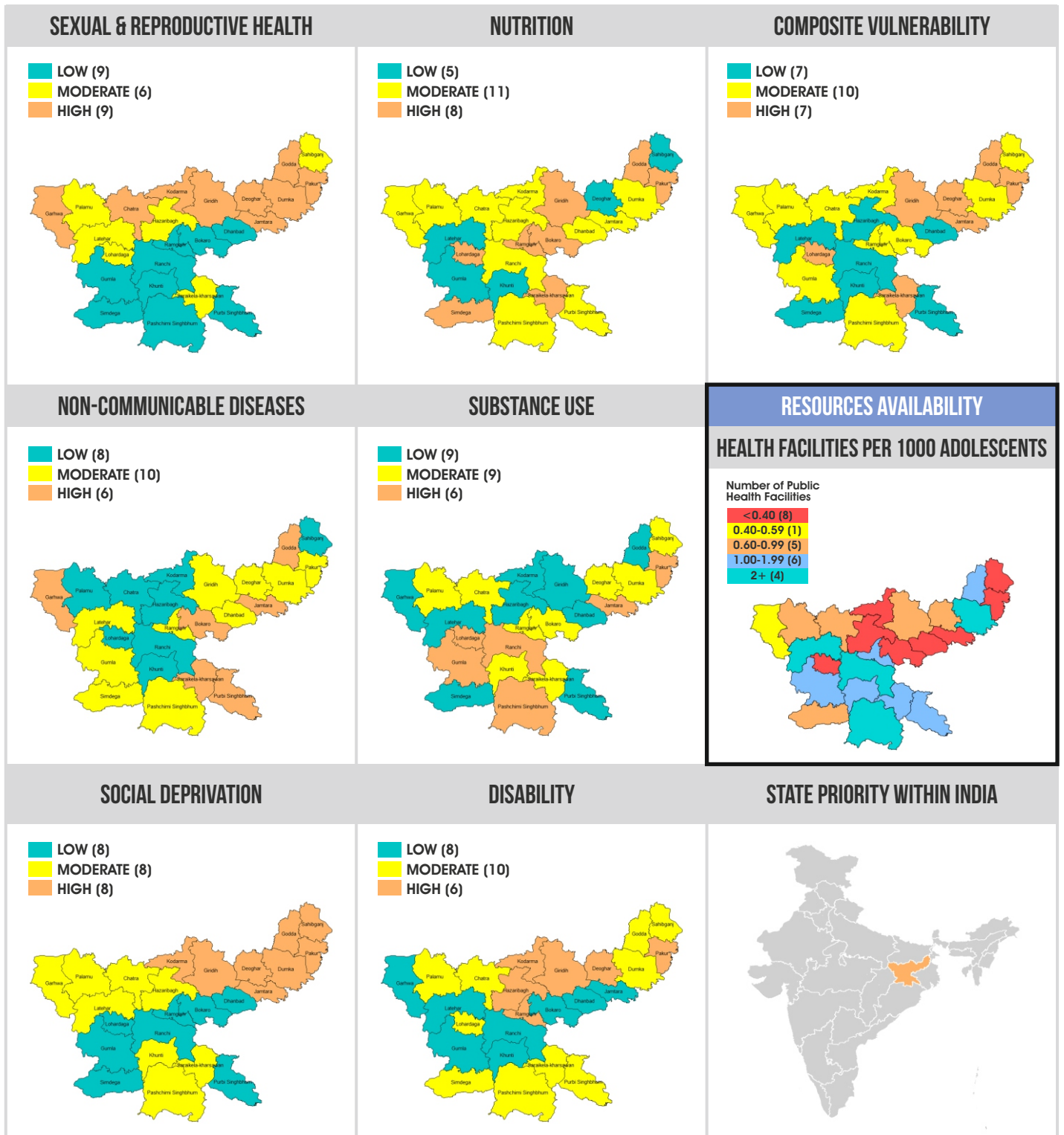
- About five lakh adolescents in the state are living with a single parent or without one.
- Two out of every 10 adolescent boys in the state consume tobacco products and/or alcohol; high levels of use observed in districts of Ranchi, Gumla, Paschimi Singhbhum, Pakur and Jamtara. Substance use is also high among adolescents with less education and those belonging to the SC/ST or poor households.
- Many adolescents in the state are anaemic and a considerable proportion of them are also underweight.
- Adolescents from the north-eastern districts (Koderma, Giridih, Deoghar, Dumka, Jamtara, Godda, Sahibganj and Pakur) face high social deprivation, present with sexual and reproductive health risks, and have high rates of disability. Some of these districts also have poor access to public health facilities.

LOW VULNERABILITY

MODERATE VULNERABILITY

HIGH VULNERABILITY

## DEGREE OF VULNERABILITY



**Note:** Data sources for calculating vulnerability indices: Census 2011 for disability; NFHS 2015-16 for all other domain vulnerabilities; and HMIS (2017) for the number of health facilities.

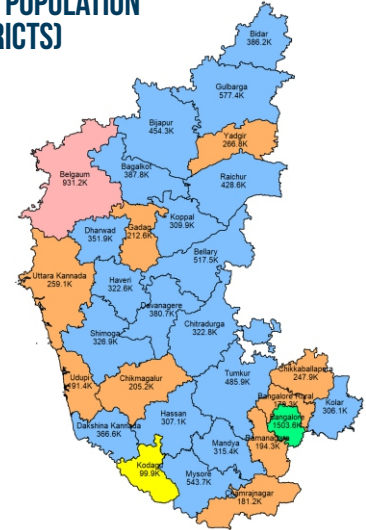
## DEMOGRAPHICS



Total Population: **6 Crore**  
 Total Adolescent (10-19 years) Population: **1 Crore**  
 Adolescent Population Density: **60 per sq. km.**  
 Number of Adolescents in Rural Areas: **73 Lakh**  
 Number of Adolescents in SC/ST Households: **31 Lakh**  
 Adolescent Sex Ratio: **928 girls per 1000 boys**

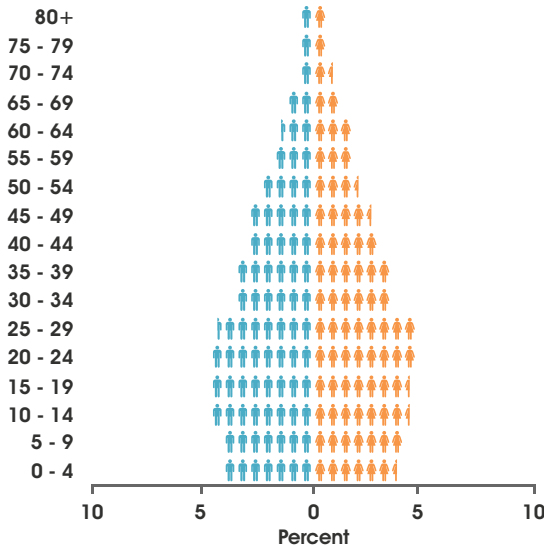
## SIZE OF ADOLESCENT POPULATION IN '000 (NO. OF DISTRICTS)

- 50-99 (1)
- 100-299 (9)
- 300-699 (18)
- 700-999 (1)
- 1000+ (1)



Approximately **5%** of the total adolescents in India live in **Karnataka**. One crore of the state population is young, with variation in the number of adolescents by district.

## Age in years

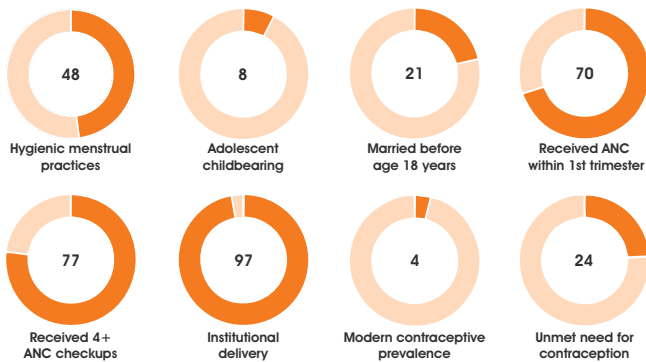


## EQUITY IN SELECTED HEALTH & DEVELOPMENT INDICATORS (%)

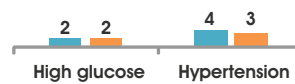
	Child marriage (F)	Poor nutrition (F)	Menstrual hygiene (F)	NCDs (C)	Substance use (C)
<b>Place of residence</b>					
Urban	17	69	58	3	9
Rural	25	72	40	6	5
<b>Wealth</b>					
Richest	17	75	61	5	3
Poorest	47	80	13	4	14
<b>Education</b>					
Primary/No education	38	73	19	11	15
8+ years education	16	71	51	5	6
<b>Caste</b>					
General	24	71	54	4	3
Scheduled castes/tribes	24	73	43	5	8

Note: F – Adolescent females only; C – Combined adolescent males and females; Child Marriage – Married women aged 20-24 years who were married before age 18 years; Poor nutrition – Underweight or anaemia or overweight among 15-19 years; NCDs – Non-communicable diseases among adolescents aged 15-19 years (high glucose levels, hypertension); Substance use – Alcohol or tobacco use among 15-19 years; n/a – Not applicable.

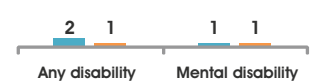
## SEXUAL & REPRODUCTIVE HEALTH (%)



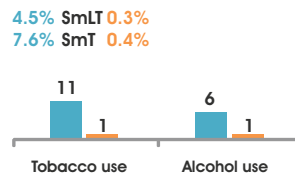
## NCDs (%)



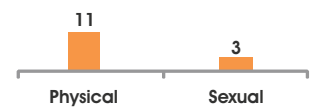
## DISABILITY (%)



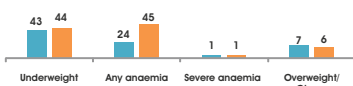
## SUBSTANCE USE (%)




## VIOLENCE (%)



## NUTRITION (%)



## PROGRAM EXPOSURE (%)



## ADOLESCENTS WITH NO/SINGLE PARENT

Percent and estimated no. of adolescents (10-17 years)	Girls (%) number	Boys (%) number
With single parent	(7.7) 3,36,590	(7.1) 3,33,983
With no living parent	(0.5) 20,854	(0.5) 22,795

## LEGEND



# HIGHLIGHTS

- About two in 10 girls (20-24 years) married before 18 years of age and 8% of teenaged girls have children.
- Unmet need for contraception is high among the married adolescents; those from rural areas, poor households, and with less education require special attention.
- About 7 lakh adolescents are living with a single parent or without one.
- Adolescents in nine out of 30 districts (mostly from northern Karnataka) face high social deprivation. The density of public health facilities is low in these districts.

LOW VULNERABILITY

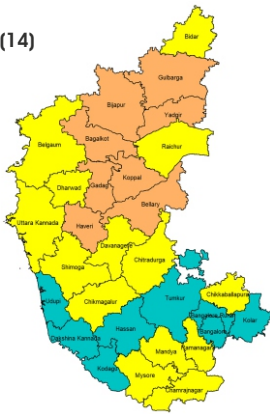
MODERATE VULNERABILITY

HIGH VULNERABILITY

## DEGREE OF VULNERABILITY

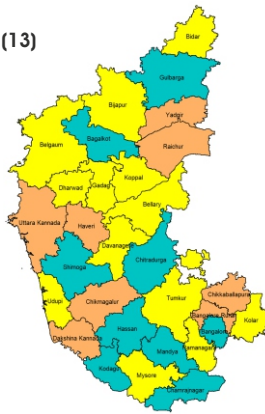
### SEXUAL & REPRODUCTIVE HEALTH

LOW (8)  
MODERATE (14)  
HIGH (8)



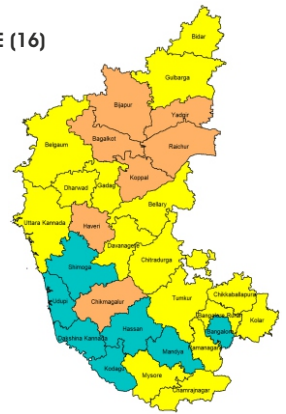
### NUTRITION

LOW (9)  
MODERATE (13)  
HIGH (8)



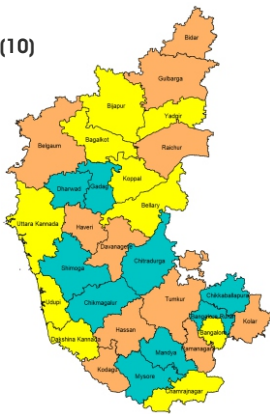
### COMPOSITE VULNERABILITY

LOW (7)  
MODERATE (16)  
HIGH (7)



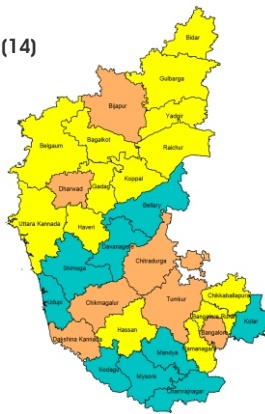
### NON-COMMUNICABLE DISEASES

LOW (9)  
MODERATE (10)  
HIGH (11)



### SUBSTANCE USE

LOW (9)  
MODERATE (14)  
HIGH (7)

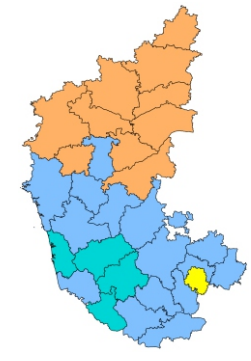


### RESOURCES AVAILABILITY

#### HEALTH FACILITIES PER 1000 ADOLESCENTS

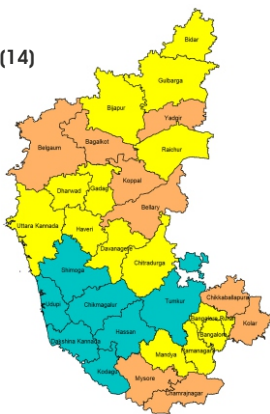
Number of Public Health Facilities

0.40-0.59 (1)  
0.60-0.99 (10)  
1.00-1.99 (15)  
2+ (4)



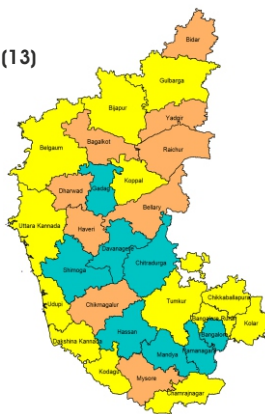
### SOCIAL DEPRIVATION

LOW (7)  
MODERATE (14)  
HIGH (9)



### DISABILITY

LOW (8)  
MODERATE (13)  
HIGH (9)



### STATE PRIORITY WITHIN INDIA



Note: Data sources for calculating vulnerability indices: Census 2011 for disability; NFHS 2015-16 for all other domain vulnerabilities; and HMIS (2017) for the number of health facilities.

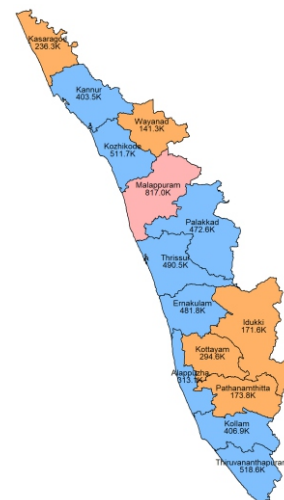
## DEMOGRAPHICS



Total Population: **3 Crore**  
 Total Adolescent (10-16 years) Population: **54 Lakh**  
 Adolescent Population Density: **140 per sq. km.**  
 Number of Adolescents in Rural Areas: **29 Lakh**  
 Number of Adolescents in SC/ST Households: **6 Lakh**  
 Adolescent Sex Ratio: **963 girls per 1000 boys**

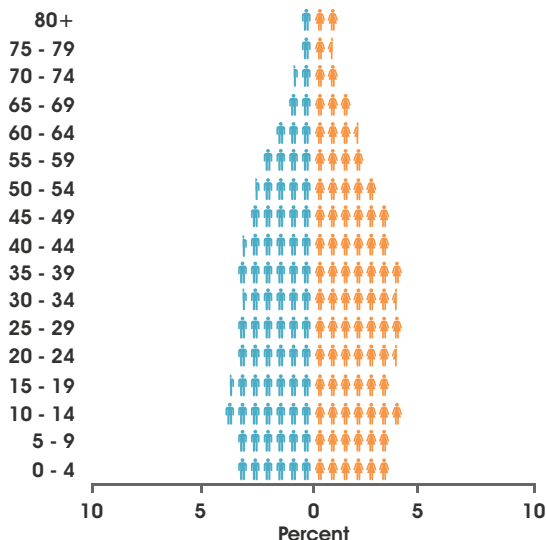
## SIZE OF ADOLESCENT POPULATION IN '000 (NO. OF DISTRICTS)

- 100K-299 (5)
- 300-699 (8)
- 700-999 (1)



Approximately **2%** of the total adolescents in India live in Kerala. 54 lakhs of the state population is young, with variation in the number of adolescents by district.

## Age in years

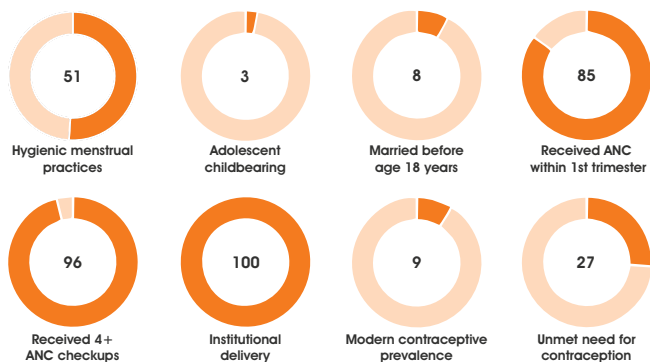


## EQUITY IN SELECTED HEALTH & DEVELOPMENT INDICATORS (%)

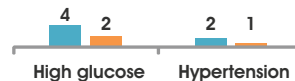
	Child marriage (F)	Poor nutrition (F)	Menstrual hygiene (F)	NCDs (C)	Substance use (C)
<b>Place of residence</b>					
Urban	8	62	58	4	10
Rural	8	56	45	5	7
<b>Wealth</b>					
Richest	9	66	65	4	9
Poorest	31	75	31	8	8
<b>Education</b>					
Primary/No education	21#	100#	0#	0#	6#
8+ years education	8	59	51	4	8
<b>Caste</b>					
General	1	57	64	4	10
Scheduled castes/tribes	8	58	38	6	22

Note: F – Adolescent females only; C – Combined adolescent males and females; Child Marriage – Married women aged 20-24 years who were married before age 18 years; Poor nutrition – Underweight or anaemia or overweight among 15-19 years; NCDs – Non-communicable diseases among adolescents aged 15-19 years (high glucose levels, hypertension); Substance use – Alcohol or tobacco use among 15-19 years; n/a – Not applicable; # – Less than 25 unweighted cases.

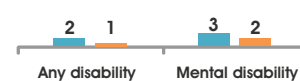
## SEXUAL & REPRODUCTIVE HEALTH (%)



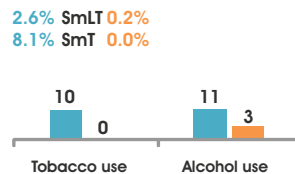
## NCDs (%)



## DISABILITY (%)



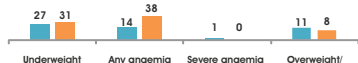
## SUBSTANCE USE (%)



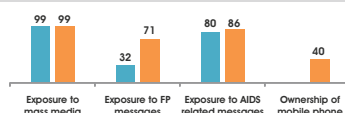
## VIOLENCE (%)



## NUTRITION (%)



## PROGRAM EXPOSURE (%)



## ADOLESCENTS WITH NO/SINGLE PARENT

Percent and estimated no. of adolescents (10-17 years)	Girls (%) number	Boys (%) number
With single parent	(2.7) 57,822	(3.2) 72,200
With no living parent	(0.1) 2,760	(0.2) 4,229

## LEGEND



# HIGHLIGHTS

- About four out of 10 adolescent girls are anaemic, and about one in three is underweight.
- Adolescents living in four (Wayanad, Malappuram, Palakkad and Thiruvananthapuram) out of 14 districts require a comprehensive adolescent health programme.

LOW VULNERABILITY

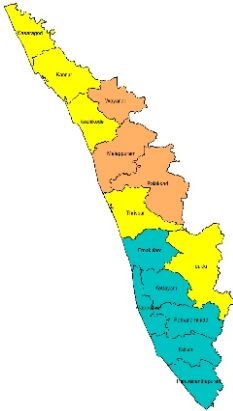
MODERATE VULNERABILITY

HIGH VULNERABILITY

## DEGREE OF VULNERABILITY

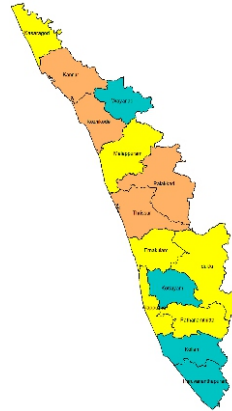
### SEXUAL & REPRODUCTIVE HEALTH

LOW (6)  
MODERATE (5)  
HIGH (3)



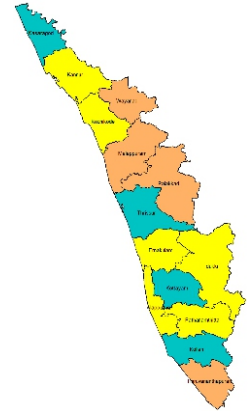
### NUTRITION

LOW (4)  
MODERATE (6)  
HIGH (4)



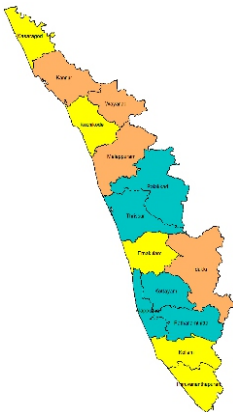
### COMPOSITE VULNERABILITY

LOW (4)  
MODERATE (6)  
HIGH (4)



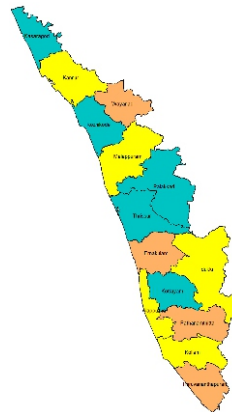
### NON-COMMUNICABLE DISEASES

LOW (5)  
MODERATE (5)  
HIGH (4)



### SUBSTANCE USE

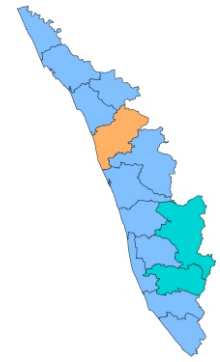
LOW (5)  
MODERATE (5)  
HIGH (4)



### RESOURCES AVAILABILITY

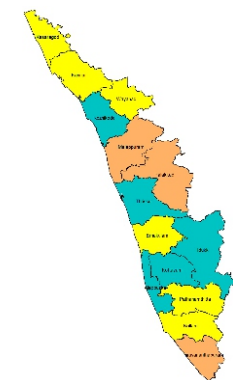
#### HEALTH FACILITIES PER 1000 ADOLESCENTS

Number of Public Health Facilities  
0.60-0.99 (1)  
1.00-1.99 (11)  
2+ (2)



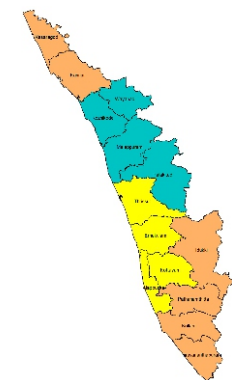
### SOCIAL DEPRIVATION

LOW (5)  
MODERATE (6)  
HIGH (3)



### DISABILITY

LOW (4)  
MODERATE (4)  
HIGH (6)



### STATE PRIORITY WITHIN INDIA



**Note:** Data sources for calculating vulnerability indices: Census 2011 for disability; NFHS 2015-16 for all other domain vulnerabilities; and HMIS (2017) for the number of health facilities.

# ADOLESCENT HEALTH DATA TOOL: MADHYA PRADESH

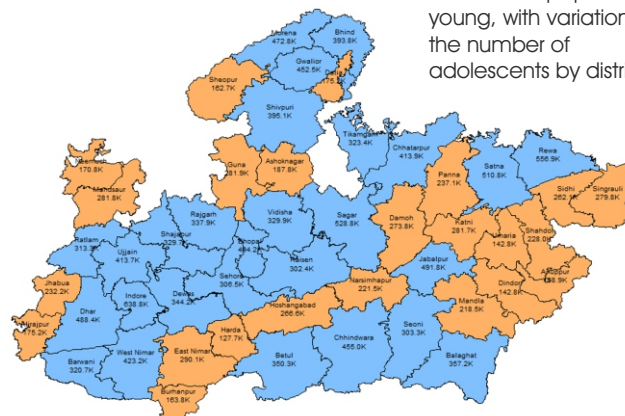
## DEMOGRAPHICS



## SIZE OF ADOLESCENT POPULATION IN '000 (NO. OF DISTRICTS)

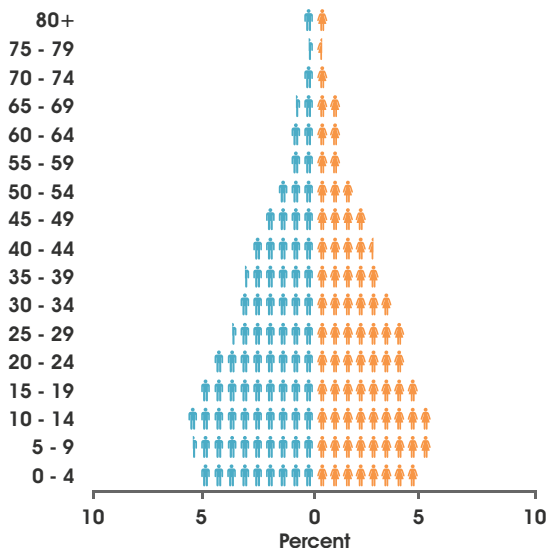
- 100-299 (23)
- 300-699 (27)

About **6%** of the total adolescents in India live in **Madhya Pradesh**. Most of the state population is young, with variation in the number of adolescents by district.



Total Population: **7 Crore**  
 Total Adolescent (10-19 years) Population: **2 Crore**  
 Adolescent Population Density: **52 per sq. km.**  
 Number of Adolescents in Rural Areas: **1 Crore**  
 Number of Adolescents in SC/ST Households: **61 Lakh**  
 Adolescent Sex Ratio: **902 girls per 1000 boys**

## Age in years

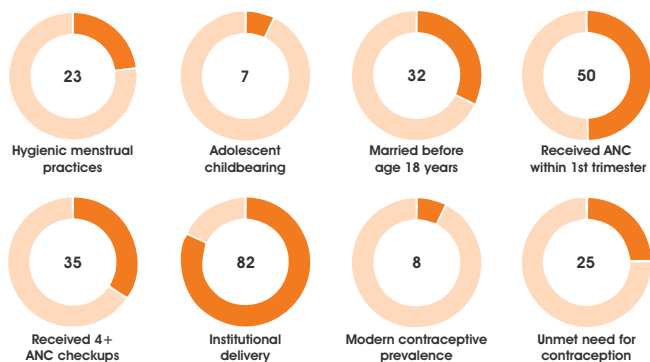


## EQUITY IN SELECTED HEALTH & DEVELOPMENT INDICATORS (%)

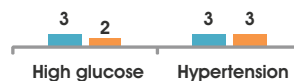
	Child marriage (F)	Poor nutrition (F)	Menstrual hygiene (F)	NCDs (C)	Substance use (C)
<b>Place of residence</b>					
Urban	18	74	44	6	15
Rural	39	75	15	5	20
<b>Wealth</b>					
Richest	0	59	100	0	0
Poorest	0	87	91	0	3
<b>Education</b>					
Primary/No education	54	75	8	6	38
8+ years education	20	74	27	5	15
<b>Caste</b>					
General	20	71	42	6	12
Scheduled castes/tribes	37	78	15	5	25

Note: F – Adolescent females only; C – Combined adolescent males and females; Child Marriage – Married women aged 20-24 years who were married before age 18 years; Poor nutrition – Underweight or anaemia or overweight among 15-19 years; NCDs – Non-communicable diseases among adolescents aged 15-19 years (high glucose levels, hypertension); Substance use – Alcohol or tobacco use among 15-19 years; n/a – Not applicable.

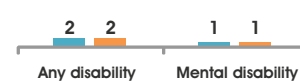
## SEXUAL & REPRODUCTIVE HEALTH (%)



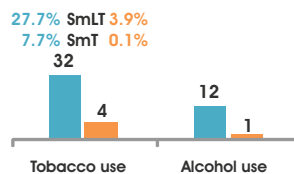
## NCDs (%)



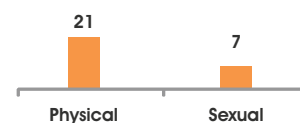
## DISABILITY (%)



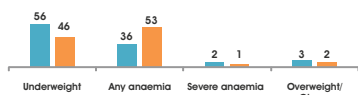
## SUBSTANCE USE (%)



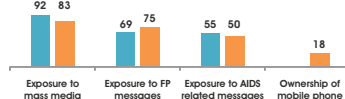
## VIOLENCE (%)



## NUTRITION (%)



## PROGRAM EXPOSURE (%)



## ADOLESCENTS WITH NO/SINGLE PARENT

Percent and estimated no. of adolescents (10-17 years)	Girls (%) number	Boys (%) number
With single parent	(6.4) 3,96,294	(6.7) 4,54,579
With no living parent	(0.5) 30,099	(0.4) 30,349

## LEGEND



# HIGHLIGHTS

- About nine lakh adolescents are living with a single parent or without one.
- Prevalence of early marriage is high in the state and particularly high among rural, poor and marginalized adolescent girls.
- Tobacco use (one in three adolescent boys) is high among adolescent boys.
- Prevalence of anaemia is high among adolescent girls.
- Considerable variations were observed by district in sexual and reproductive health, substance use, non - communicable diseases, and social deprivation.
- While nine districts (out of 50 districts) in the state require a comprehensive adolescent programme, other districts require targeted theme based programmes. The school health programme can well work in some of the districts; other avenues for programming are also required to reach all adolescents.

LOW VULNERABILITY

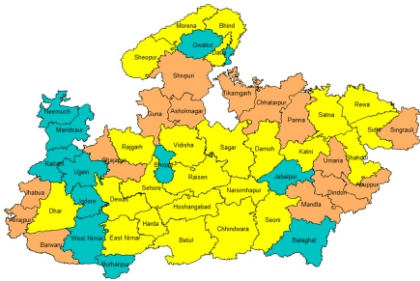
MODERATE VULNERABILITY

HIGH VULNERABILITY

## DEGREE OF VULNERABILITY

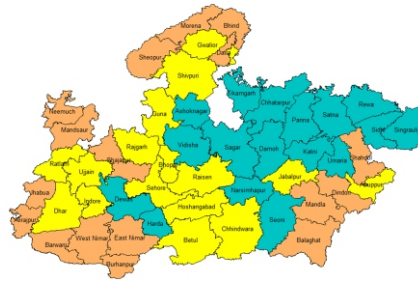
### SEXUAL & REPRODUCTIVE HEALTH

LOW (11)  
MODERATE (24)  
HIGH (15)



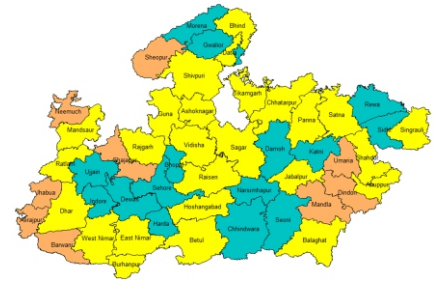
### NUTRITION

LOW (17)  
MODERATE (16)  
HIGH (17)



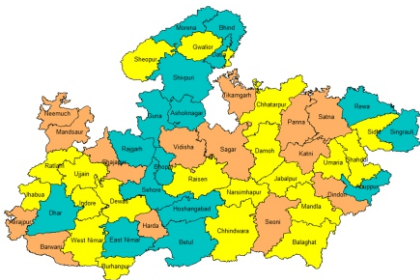
### COMPOSITE VULNERABILITY

LOW (15)  
MODERATE (26)  
HIGH (9)



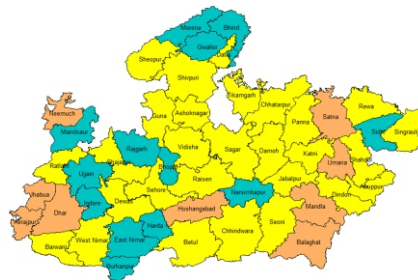
### NON-COMMUNICABLE DISEASES

LOW (16)  
MODERATE (20)  
HIGH (14)



### SUBSTANCE USE

LOW (13)  
MODERATE (28)  
HIGH (9)

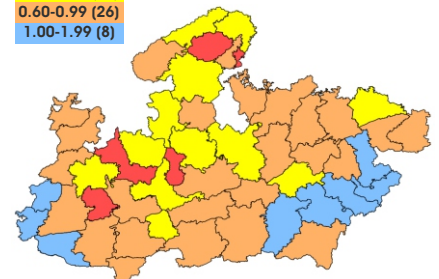


### RESOURCES AVAILABILITY

#### HEALTH FACILITIES PER 1000 ADOLESCENTS

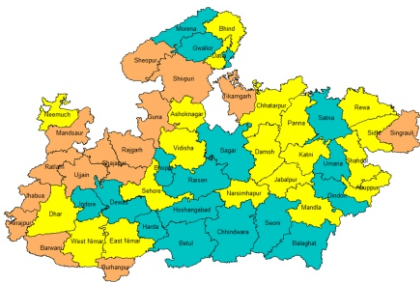
Number of Public Health Facilities

<0.40 (4)  
0.40-0.59 (12)  
0.60-0.99 (26)  
1.00-1.99 (8)



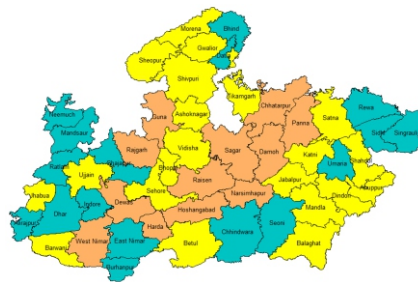
### SOCIAL DEPRIVATION

LOW (16)  
MODERATE (20)  
HIGH (14)



### DISABILITY

LOW (17)  
MODERATE (21)  
HIGH (12)



### STATE PRIORITY WITHIN INDIA



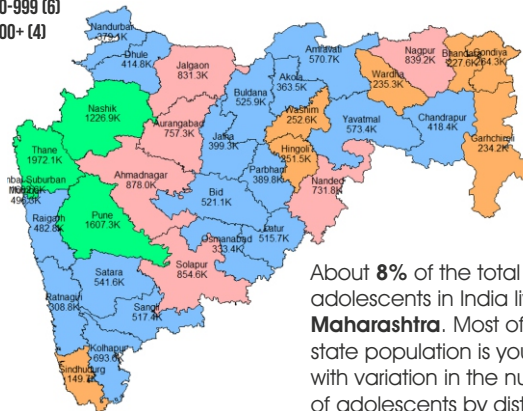
Note: Data sources for calculating vulnerability indices: Census 2011 for disability; NFHS 2015-16 for all other domain vulnerabilities; and HMIS (2017) for the number of health facilities.

## DEMOGRAPHICS



## SIZE OF ADOLESCENT POPULATION IN '000 (NO. OF DISTRICTS)

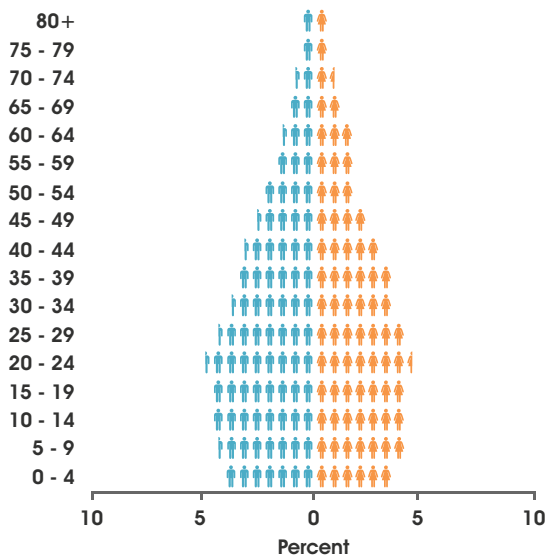
- 100-299 (7)
- 300-699 (18)
- 700-999 (6)
- 1000+ (4)



About **8%** of the total adolescents in India live in Maharashtra. Most of the state population is young, with variation in the number of adolescents by district.

Total Population: **11 Crore**  
 Total Adolescent (10-19 years) Population: **2 Crore**  
 Adolescent Population Density: **69 per sq. km.**  
 Number of Adolescents in Rural Areas: **1 Crore**  
 Number of Adolescents in SC/ST Households: **50 Lakh**  
 Adolescent Sex Ratio: **878 girls per 1000 boys**

## Age in years

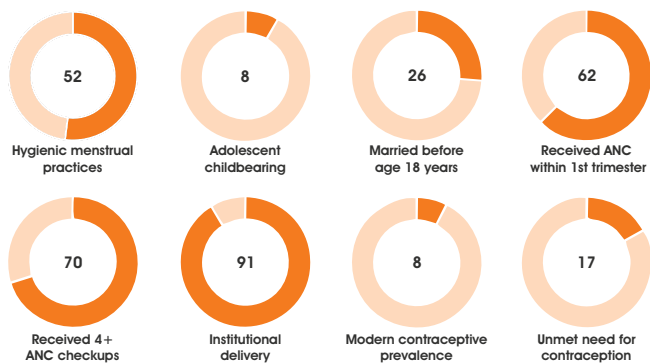


## EQUITY IN SELECTED HEALTH & DEVELOPMENT INDICATORS (%)

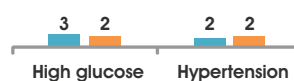
	Child marriage (F)	Poor nutrition (F)	Menstrual hygiene (F)	NCDs (C)	Substance use (C)
<b>Place of residence</b>					
Urban	20	73	62	4	7
Rural	32	73	44	4	6
<b>Wealth</b>					
Richest	13	73	55	6	8
Poorest	53	75	7	6	29
<b>Education</b>					
Primary/No education	51	69	22	4	20
8+ years education	18	73	56	4	6
<b>Caste</b>					
General	24	74	55	4	6
Scheduled castes/tribes	34	71	46	4	8

Note: F – Adolescent females only; C – Combined adolescent males and females; Child Marriage – Married women aged 20-24 years who were married before age 18 years; Poor nutrition – Underweight or anaemia or overweight among 15-19 years; NCDs - Non-communicable diseases among adolescents aged 15-19 years (high glucose levels, hypertension); Substance use – Alcohol or tobacco use among 15-19 years; n/a - Not applicable.

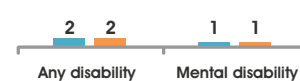
## SEXUAL & REPRODUCTIVE HEALTH (%)



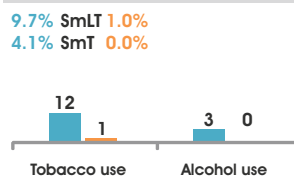
## NCDs (%)



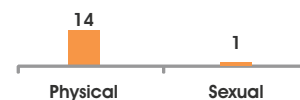
## DISABILITY (%)



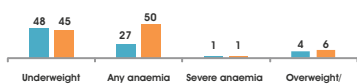
## SUBSTANCE USE (%)



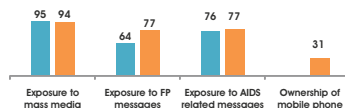
## VIOLENCE (%)



## NUTRITION (%)



## PROGRAM EXPOSURE (%)



## ADOLESCENTS WITH NO/SINGLE PARENT

Percent and estimated no. of adolescents (10-17 years)	Girls (%) number	Boys (%) number
With single parent	(7.1) 5,65,271	(6.8) 6,09,020
With no living parent	(0.6) 50,313	(0.5) 47,817

## LEGEND



# HIGHLIGHTS

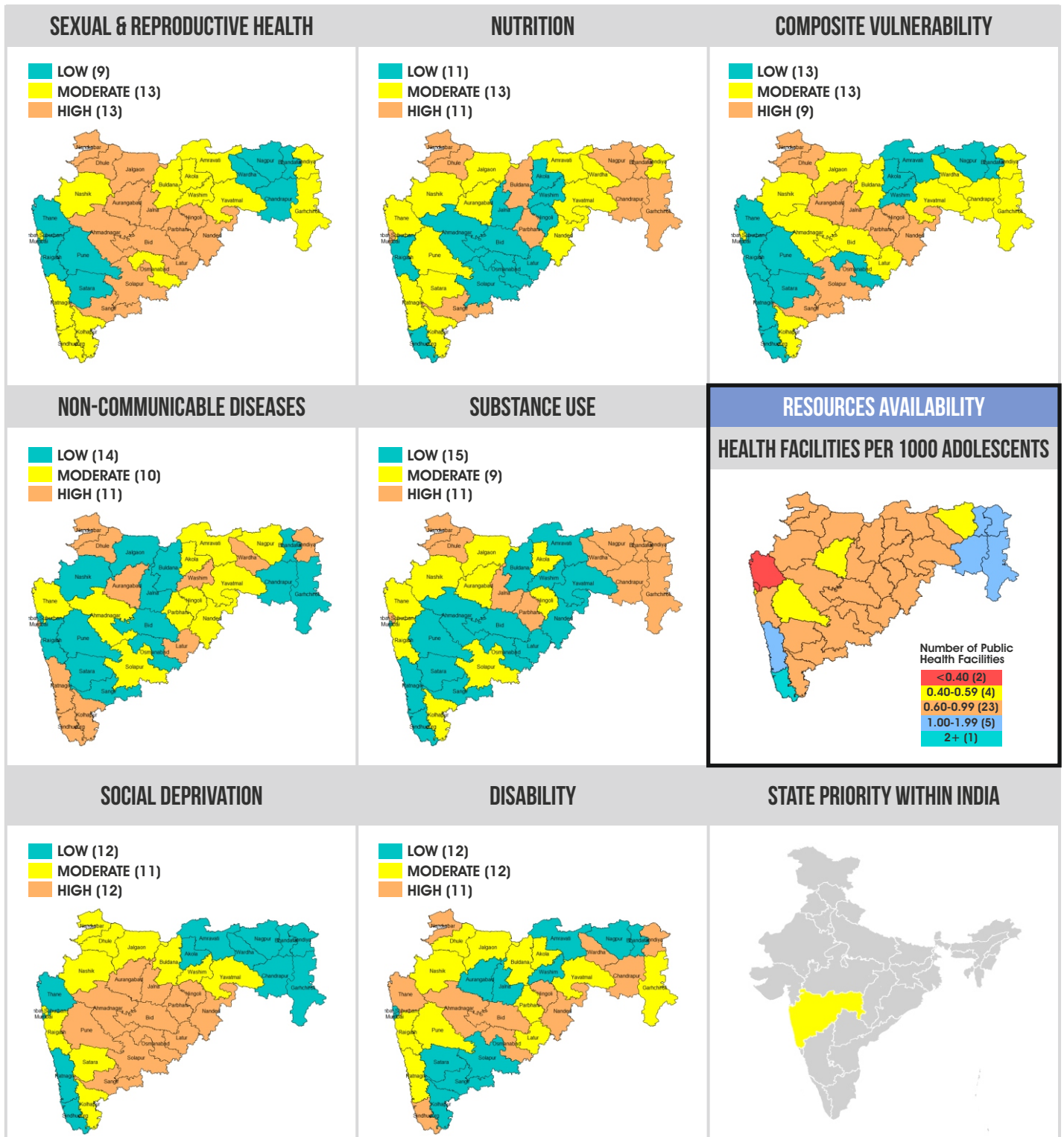
- Of the two crore adolescents in the state, about 13 lakh are living with a single parent or without a parent.
- Prevalence of early marriage is high among rural, poor and marginalized adolescent girls. Sexual and reproductive health risks are high among married adolescents.
- One in every two adolescent girls in the state is anemic, and almost equal numbers are underweight.
- Significant variations exist among districts in terms of vulnerabilities. For example, substance use and nutritional challenges are high among adolescents in the districts of Gadchiroli, Chandrapur, Bhandara, Nagpur, Wardha, Dhule, Nashik, Jalna, and Parbhani, whereas, social deprivation is particularly high in the central and eastern districts. Health resources are limited in some of these districts.

LOW VULNERABILITY

MODERATE VULNERABILITY

HIGH VULNERABILITY

## DEGREE OF VULNERABILITY



**Note:** Data sources for calculating vulnerability indices: Census 2011 for disability; NFHS 2015-16 for all other domain vulnerabilities; and HMIS (2017) for the number of health facilities.

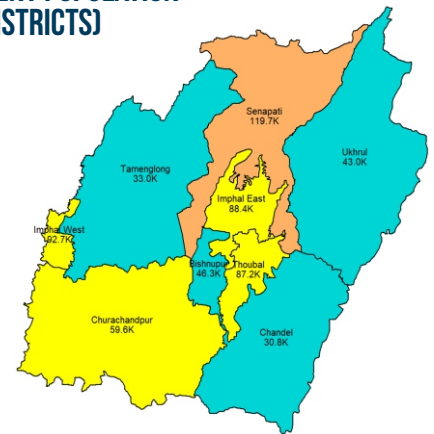
## DEMOGRAPHICS



Total Population: **28 Lakh**  
 Total Adolescent (10-19 years) Population: **6 Lakh**  
 Adolescent Population Density: **27 per sq. km.**  
 Number of Adolescents in Rural Areas: **4 Lakh**  
 Number of Adolescents in SC/ST Households: **3 Lakh**  
 Adolescent Sex Ratio: **966 girls per 1000 boys**

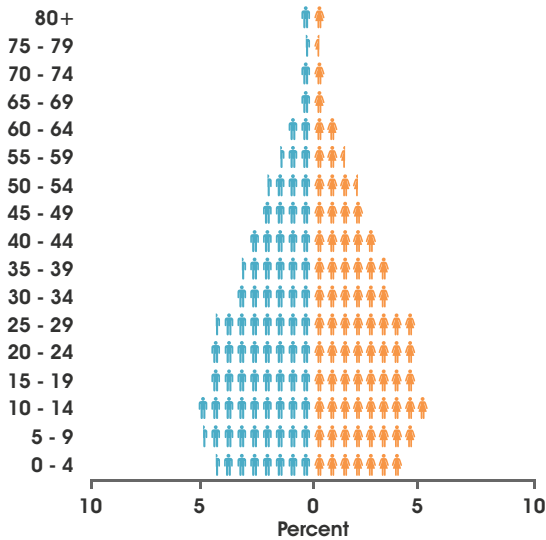
## SIZE OF ADOLESCENT POPULATION IN '000 (NO. OF DISTRICTS)

<50 (4)  
 50-99 (4)  
 100-299 (1)



Approximately **0.2%** of the total adolescents in India live in **Manipur**. Most of the state population is young, with variation in the number of adolescents by district.

## Age in years

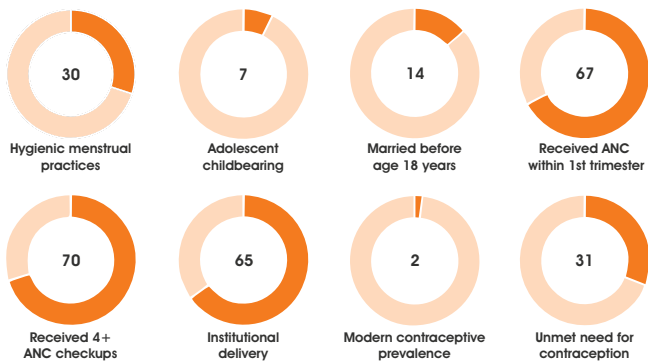


## EQUITY IN SELECTED HEALTH & DEVELOPMENT INDICATORS (%)

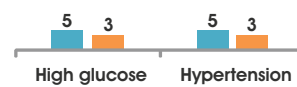
	Child marriage (F)	Poor nutrition (F)	Menstrual hygiene (F)	NCDs (C)	Substance use (C)
<b>Place of residence</b>					
Urban	12	43	36	6	26
Rural	15	39	26	8	33
<b>Wealth</b>					
Richest	9	68	81	5	2
Poorest	42	76	33	3	13
<b>Education</b>					
Primary/No education	28	39	14	9	47
8+ years education	10	41	33	7	29
<b>Caste</b>					
General	15#	45#	33#	4#	29#
Scheduled castes/tribes	15	34	29	11	35

Note: F – Adolescent females only; C – Combined adolescent males and females; Child Marriage – Married women aged 20-24 years who were married before age 18 years; Poor nutrition – Underweight or anaemia or overweight among 15-19 years; NCDs - Non-communicable diseases among adolescents aged 15-19 years (high glucose levels, hypertension); Substance use – Alcohol or tobacco use among 15-19 years; n/a - Not applicable; # - Less than 25 unweighted cases.

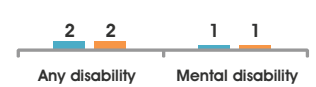
## SEXUAL & REPRODUCTIVE HEALTH (%)



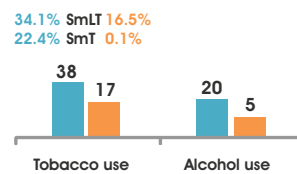
## NCDs (%)



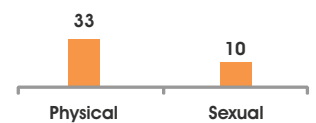
## DISABILITY (%)



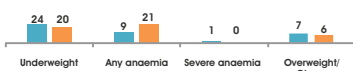
## SUBSTANCE USE (%)




## VIOLENCE (%)



## NUTRITION (%)



## PROGRAM EXPOSURE (%)



## ADOLESCENTS WITH NO/SINGLE PARENT

	Girls (%) number	Boys (%) number
With single parent	(9.4) 22,407	(9.5) 23,614
With no living parent	(0.9) 2,124	(0.9) 2,252

## LEGEND



# HIGHLIGHTS

- 10 percent of the total adolescents in the state are living with a single parent or without one.
- About eight out of 10 adolescents aged 15-18 years completed 8 or more years of education.
- Sexual and reproductive health risks are high with a negligible of modern contraceptive use among married adolescent girls. Adolescents in the districts of Senapati, Tamenglong, Thoubal, Bishnupur need access to sexual and reproductive health services.
- As in the other north-eastern states, substance use among adolescents is very high in Manipur. Two out of every five adolescent boys and one out of every five adolescent girls use tobacco. One out of every five adolescent boys drink alcohol. Ukhrul and Churachandpur districts have highest rates of substance use among adolescents.
- There is a shortage of health resources in the district of Senapati.

LOW VULNERABILITY

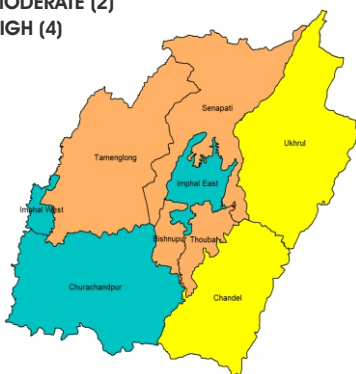
MODERATE VULNERABILITY

HIGH VULNERABILITY

## DEGREE OF VULNERABILITY

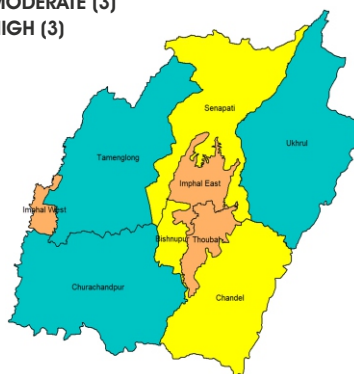
### SEXUAL & REPRODUCTIVE HEALTH

- LOW (3)
- MODERATE (2)
- HIGH (4)



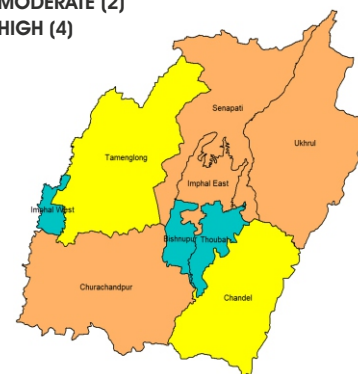
### NUTRITION

- LOW (3)
- MODERATE (3)
- HIGH (3)



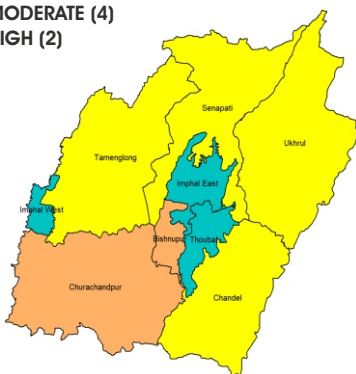
### COMPOSITE VULNERABILITY

- LOW (3)
- MODERATE (2)
- HIGH (4)



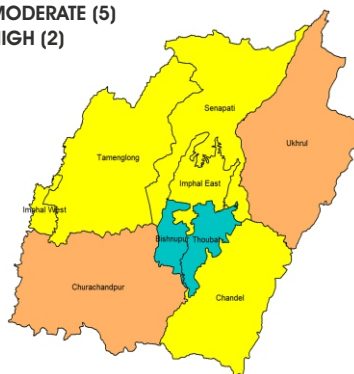
### NON-COMMUNICABLE DISEASES

- LOW (3)
- MODERATE (4)
- HIGH (2)



### SUBSTANCE USE

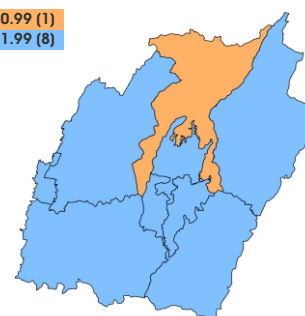
- LOW (2)
- MODERATE (5)
- HIGH (2)



### RESOURCES AVAILABILITY

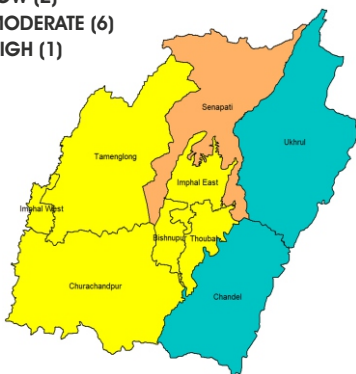
#### HEALTH FACILITIES PER 1000 ADOLESCENTS

- Number of Public Health Facilities
- 0.60-0.99 (1)
  - 1.00-1.99 (8)



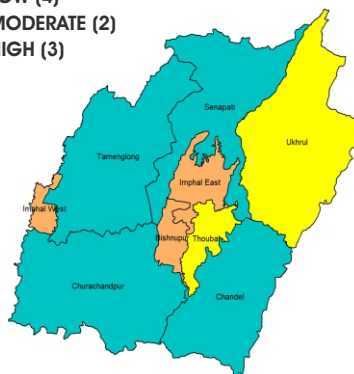
### SOCIAL DEPRIVATION

- LOW (2)
- MODERATE (6)
- HIGH (1)



### DISABILITY

- LOW (4)
- MODERATE (2)
- HIGH (3)



### STATE PRIORITY WITHIN INDIA



Note: Data sources for calculating vulnerability indices: Census 2011 for disability; NFHS 2015-16 for all other domain vulnerabilities; and HMIS (2017) for the number of health facilities.

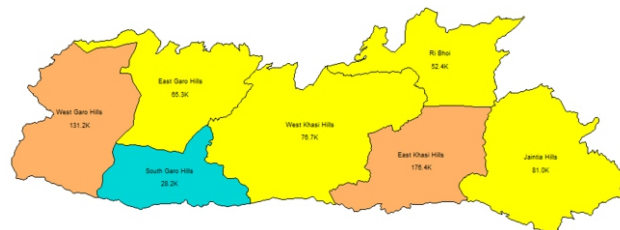
## DEMOGRAPHICS



Total Population: **30 Lakh**  
 Total Adolescent (10-19 years) Population: **7 Lakh**  
 Adolescent Population Density: **32 per sq. km.**  
 Number of Adolescents in Rural Areas: **6 Lakh**  
 Number of Adolescents in SC/ST Households: **6 Lakh**  
 Adolescent Sex Ratio: **979 girls per 1000 boys**

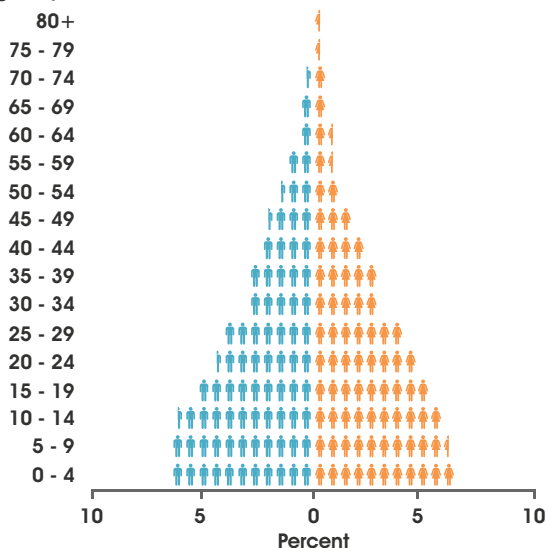
## SIZE OF ADOLESCENT POPULATION IN '000 (NO. OF DISTRICTS)

■ <50 (1)  
■ 50-99 (4)  
■ 100-299 (2)



Approximately **0.3%** of the total adolescents in India live in **Meghalaya**. Most of the state population is young, with variation in the number of adolescents by district.

## Age in years

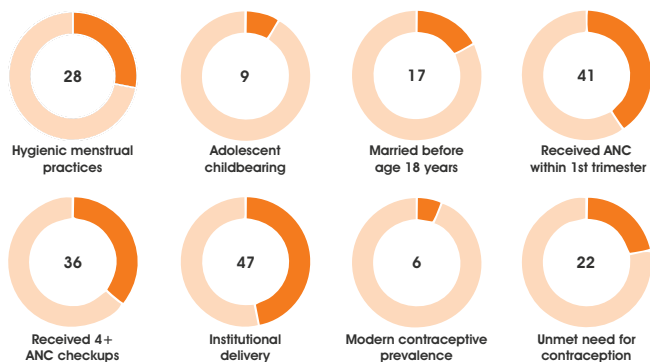


## EQUITY IN SELECTED HEALTH & DEVELOPMENT INDICATORS (%)

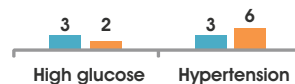
	Child marriage (F)	Poor nutrition (F)	Menstrual hygiene (F)	NCDs (C)	Substance use (C)
<b>Place of residence</b>					
Urban	8	57	53	5	32
Rural	20	61	21	8	30
<b>Wealth</b>					
Richest	8	42	50	9	31
Poorest	23	38	18	9	31
<b>Education</b>					
Primary/No education	36	65	17	6	48
8+ years education	8	59	35	6	25
<b>Caste</b>					
General	17#	86#	0#	0#	0#
Scheduled castes/tribes	15	59	27	7	30

**Note:** F – Adolescent females only; C – Combined adolescent males and females; Child Marriage – Married women aged 20-24 years who were married before age 18 years; Poor nutrition – Underweight or anaemia or overweight among 15-19 years; NCDs – Non-communicable diseases among adolescents aged 15-19 years (high glucose levels, hypertension); Substance use – Alcohol or tobacco use among 15-19 years; n/a - Not applicable; # - Less than 25 unweighted cases.

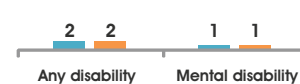
## SEXUAL & REPRODUCTIVE HEALTH (%)



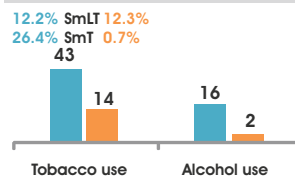
## NCDs (%)



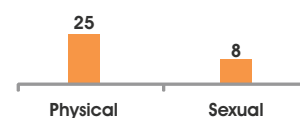
## DISABILITY (%)



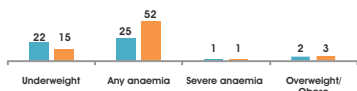
## SUBSTANCE USE (%)



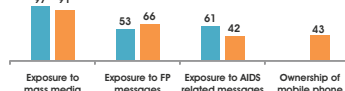
## VIOLENCE (%)



## NUTRITION (%)



## PROGRAM EXPOSURE (%)



## ADOLESCENTS WITH NO/SINGLE PARENT

Percent and estimated no. of adolescents (10-17 years)	Girls (%) number	Boys (%) number
With single parent	(10.8) 31,248	(10.7) 31,582
With no living parent	(2.3) 6,627	(2.0) 5,870

## LEGEND



# HIGHLIGHTS

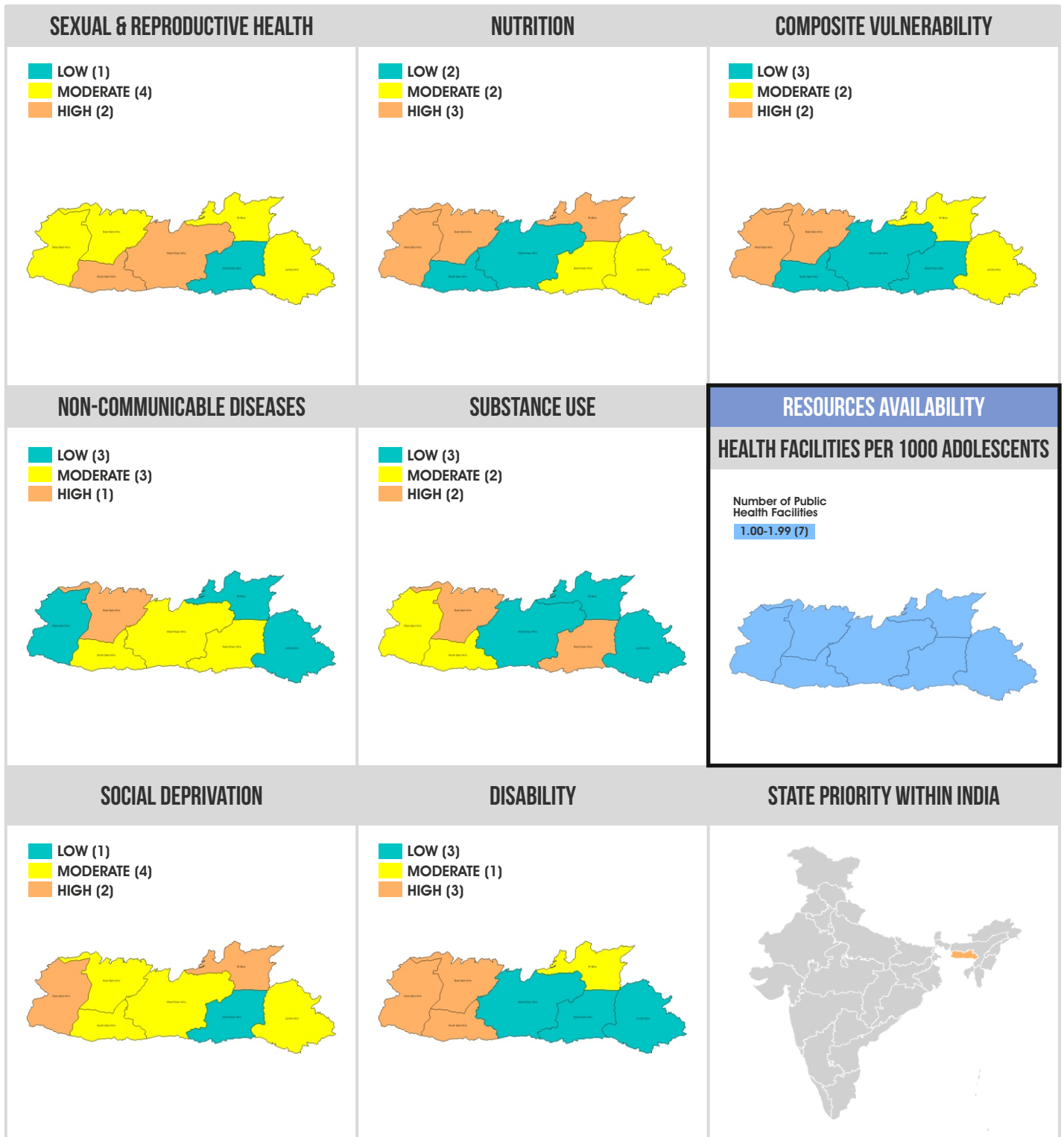
- Little more than one in every 10 adolescents in the state is living with a single parent or without one.
- A large number of adolescent boys in the state consume tobacco and alcohol and a considerable proportion of adolescent girls use tobacco. Substance use is high in districts of East Khasi Hills, and East Garo Hills. Variations also exist in tobacco use by education level of the adolescents, and their household wealth.
- Sexual and reproductive health risks are high among married adolescent girls, with less than half deliveries happening in institutions and even fewer having recommended 4 or more antenatal checkups.
- East and West Garo Hills districts in the Eastern part of the state require greater attention with regard to adolescent health programme.

LOW VULNERABILITY

MODERATE VULNERABILITY

HIGH VULNERABILITY

## DEGREE OF VULNERABILITY



**Note:** Data sources for calculating vulnerability indices: Census 2011 for disability; NFHS 2015-16 for all other domain vulnerabilities; and HMIS (2017) for the number of health facilities.

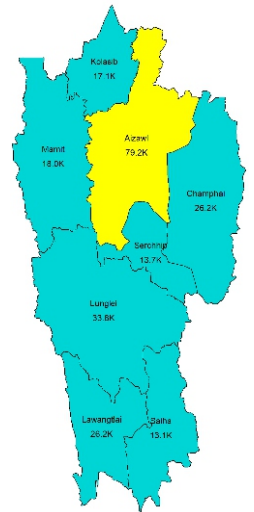
## DEMOGRAPHICS



Total Population: **11 Lakhs**  
 Total Adolescent (10-19 years) Population: **2 Lakhs**  
 Adolescent Population Density: **11 per sq. km.**  
 Number of Adolescents in Rural Areas: **1 Lakh**  
 Number of Adolescents in SC/ST Households: **2 Lakhs**  
 Adolescent Sex Ratio: **969 girls per 1000 boys**

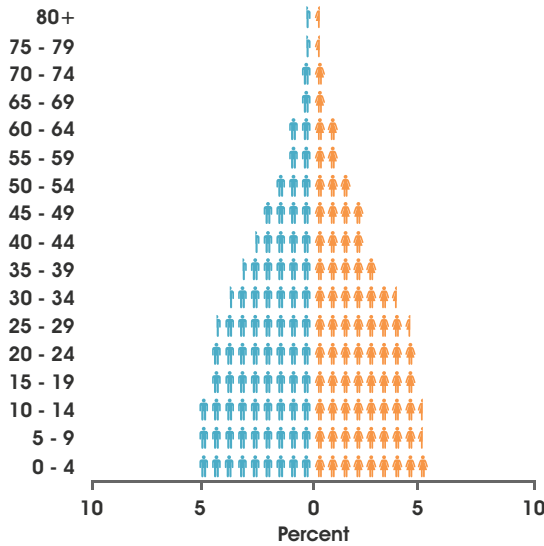
## SIZE OF ADOLESCENT POPULATION IN '000 (NO. OF DISTRICTS)

■ <50 (7)  
■ 50-99 (1)



Approximately **0.1%** of the total adolescents in India live in **Mizoram**. Most of the state population is young, with adolescents comprising a small fraction of population across districts.

## Age in years

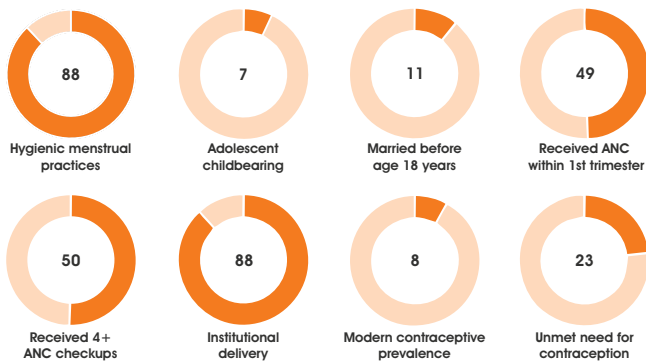


## EQUITY IN SELECTED HEALTH & DEVELOPMENT INDICATORS (%)

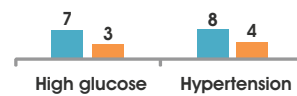
	Child marriage (F)	Poor nutrition (F)	Menstrual hygiene (F)	NCDs (C)	Substance use (C)
<b>Place of residence</b>					
Urban	7	36	94	11	47
Rural	17	37	79	7	43
<b>Wealth</b>					
Richest	7	61	54	9	26
Poorest	32	66	13	7	31
<b>Education</b>					
Primary/No education	35	42	64	4	48
8+ years education	5	35	91	10	45
<b>Caste</b>					
General	n/c	100#	0#	0#	24#
Scheduled castes/tribes	11	35	88	9	46

**Note:** F – Adolescent females only; C – Combined adolescent males and females; Child Marriage – Married women aged 20-24 years who were married before age 18 years; Poor nutrition – Underweight or anaemia or overweight among 15-19 years; NCDs – Non-communicable diseases among adolescents aged 15-19 years (high glucose levels, hypertension); Substance use – Alcohol or tobacco use among 15-19 years; n/a - Not applicable; n/c - Estimates not calculated due to insufficient sample; # - Less than 25 unweighted cases.

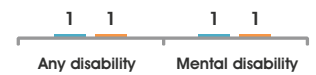
## SEXUAL & REPRODUCTIVE HEALTH (%)



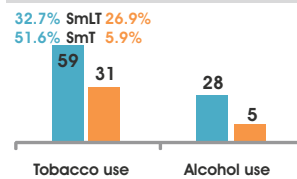
## NCDs (%)



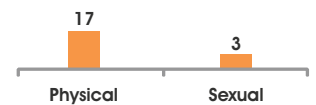
## DISABILITY (%)



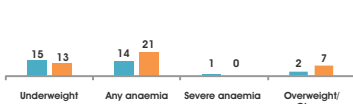
## SUBSTANCE USE (%)




## VIOLENCE (%)



## NUTRITION (%)



## PROGRAM EXPOSURE (%)



## ADOLESCENTS WITH NO/SINGLE PARENT

Percent and estimated no. of adolescents (10-17 years)	Girls (%) number	Boys (%) number
With single parent	(8.6) 7,713	(9.2) 8,623
With no living parent	(1.2) 1,121	(0.9) 865

## LEGEND



# HIGHLIGHTS

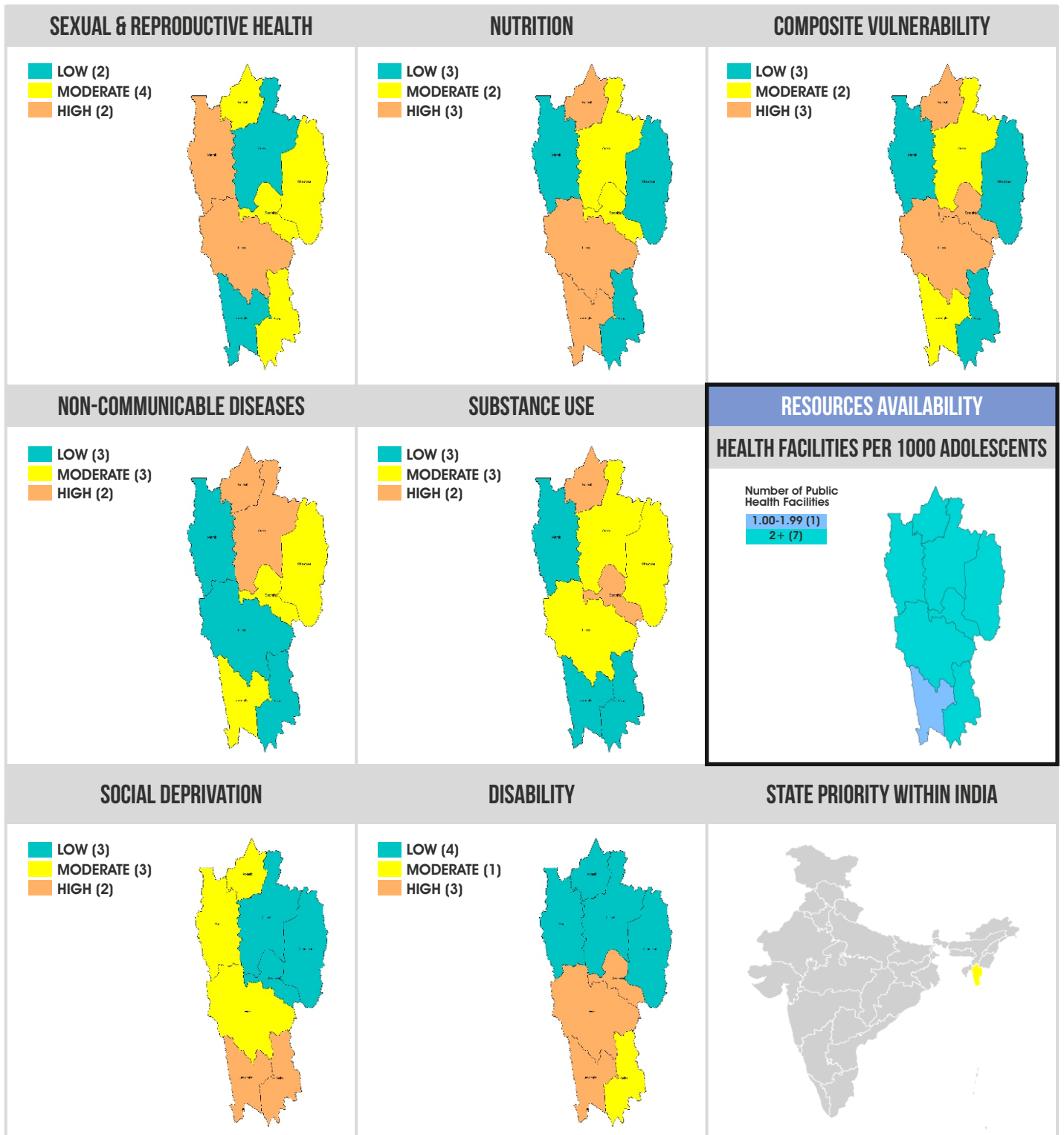
- Nearly six out of every 10 adolescent boys use tobacco. Nearly three out of 10 adolescent girls use tobacco, and similar proportion of adolescent boys drink alcohol. Highest use is observed in the Kolasib and Serchip districts.
- Sexual and reproductive health risks are high with a negligible rate of modern contraceptive use among married adolescent girls; only about half of them received antenatal checkups for their last birth.

LOW VULNERABILITY

MODERATE VULNERABILITY

HIGH VULNERABILITY

## DEGREE OF VULNERABILITY



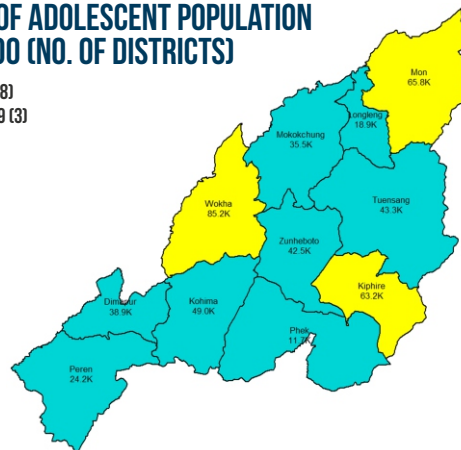
**Note:** Data sources for calculating vulnerability indices: Census 2011 for disability; NFHS 2015-16 for all other domain vulnerabilities; and HMIS (2017) for the number of health facilities.

## DEMOGRAPHICS



## SIZE OF ADOLESCENT POPULATION IN '000 (NO. OF DISTRICTS)

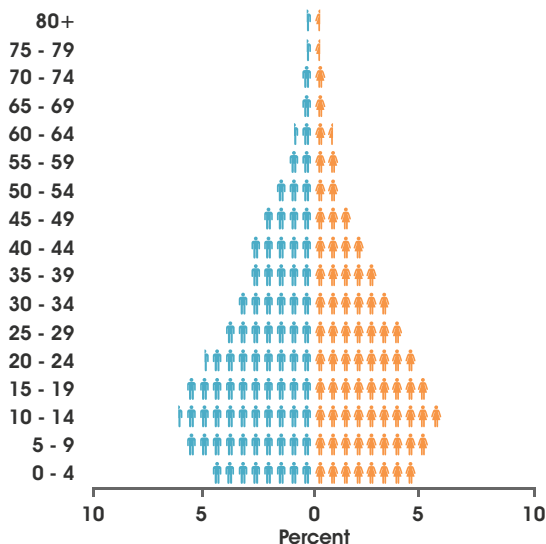
<50 (8)  
50-99 (3)



Approximately **0.2%** of the total adolescents in India live in **Nagaland**. Most of the state population is young, with adolescents comprising a small proportion of the population across districts.

Total Population: **20 Lakh**  
 Total Adolescent (10-19 years) Population: **5 Lakh**  
 Adolescent Population Density: **29 per sq. km.**  
 Number of Adolescents in Rural Areas: **3 Lakh**  
 Number of Adolescents in SC/ST Households: **4 Lakh**  
 Adolescent Sex Ratio: **935 girls per 1000 boys**

## Age in years

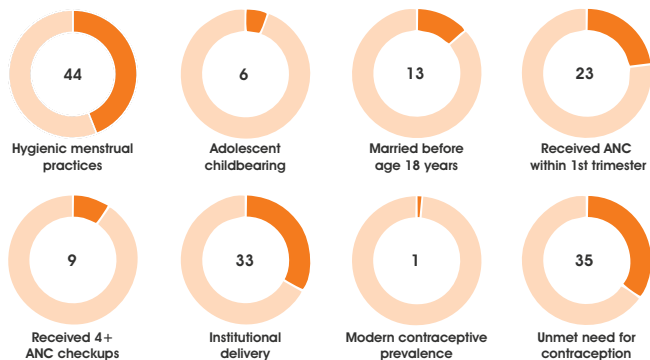


## EQUITY IN SELECTED HEALTH & DEVELOPMENT INDICATORS (%)

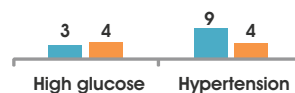
	Child marriage (F)	Poor nutrition (F)	Menstrual hygiene (F)	NCDs (C)	Substance use (C)
<b>Place of residence</b>					
Urban	9	49	56	9	39
Rural	16	43	36	10	34
<b>Wealth</b>					
Richest	1	34	93	11	38
Poorest	28	39	68	8	41
<b>Education</b>					
Primary/No education	31	49	18	11	38
8+ years education	8	45	51	9	35
<b>Caste</b>					
General	27#	77#	43#	0#	0#
Scheduled castes/tribes	12	45	44	9	37

Note: F – Adolescent females only; C – Combined adolescent males and females; Child Marriage – Married women aged 20-24 years who were married before age 18 years; Poor nutrition – Underweight or anaemia or overweight among 15-19 years; NCDs – Non-communicable diseases among adolescents aged 15-19 years (high glucose levels, hypertension); Substance use – Alcohol or tobacco use among 15-19 years; n/a – Not applicable; # – Less than 25 unweighted cases.

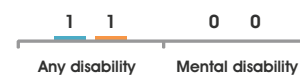
## SEXUAL & REPRODUCTIVE HEALTH (%)



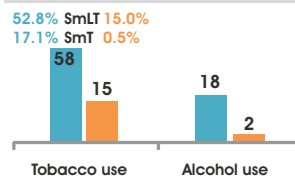
## NCDs (%)



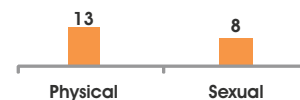
## DISABILITY (%)



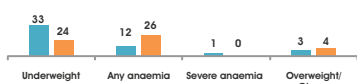
## SUBSTANCE USE (%)



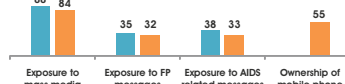
## VIOLENCE (%)



## NUTRITION (%)



## PROGRAM EXPOSURE (%)



## ADOLESCENTS WITH NO/SINGLE PARENT

	Girls (%) number	Boys (%) number
With single parent	(9.5) 17,929	(9.9) 19,954
With no living parent	(2.2) 4,093	(1.8) 3,536

## LEGEND



# HIGHLIGHTS

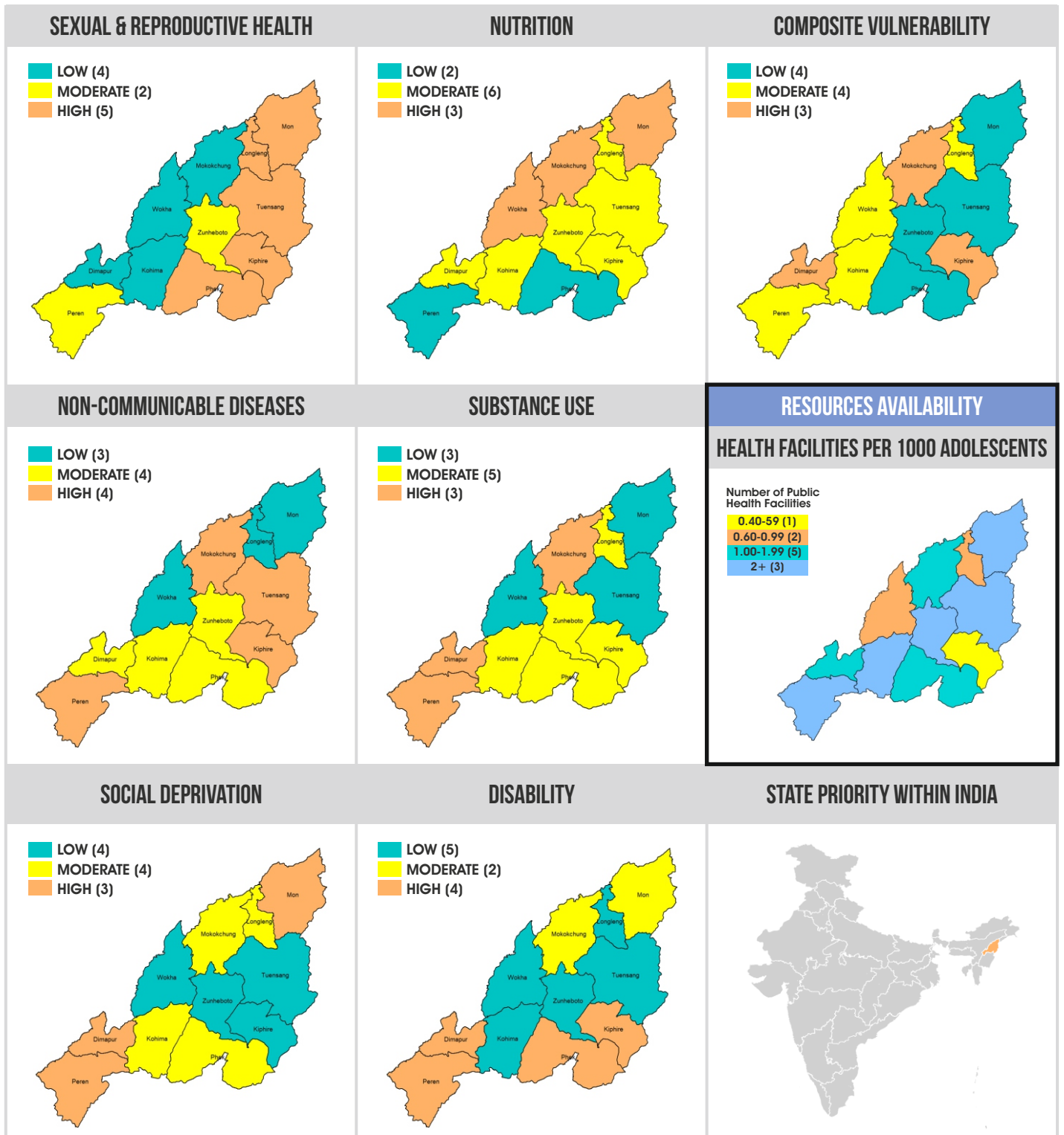
- Nearly one in every 10 adolescents in the state is living with a single parent or without one.
- Sexual and reproductive health risks among married adolescent girls are high in the state.
- Almost three out of five adolescent boys use tobacco, and one in every five adolescent boys drink alcohol.
- Very few adolescents in the state are exposed to family planning and AIDS-related messages.
- There are district-level variations in adolescent vulnerability. For example, districts of Dimapur, Mokokchung, and Kiphire are highly vulnerable for adolescents. Kiphire district has a low density of public health facilities.

LOW VULNERABILITY

MODERATE VULNERABILITY

HIGH VULNERABILITY

## DEGREE OF VULNERABILITY



**Note:** Data sources for calculating vulnerability indices: Census 2011 for disability; NFHS 2015-16 for all other domain vulnerabilities; and HMIS (2017) for the number of health facilities.

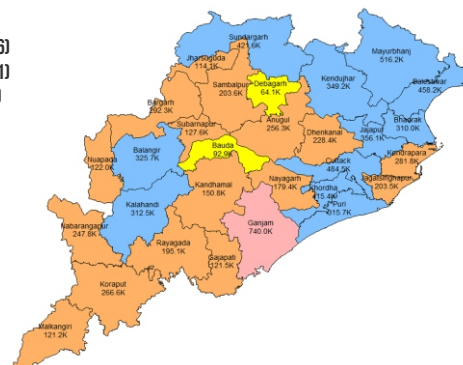
## DEMOGRAPHICS



Total Population: **4 Crore**  
 Total Adolescent (10-19 years) Population: **83 Lakh**  
 Adolescent Population Density: **53 per sq. km.**  
 Number of Adolescents in Rural Areas: **69 Lakh**  
 Number of Adolescents in SC/ST Households: **35 Lakh**  
 Adolescent Sex Ratio: **981 girls per 1000 boys**

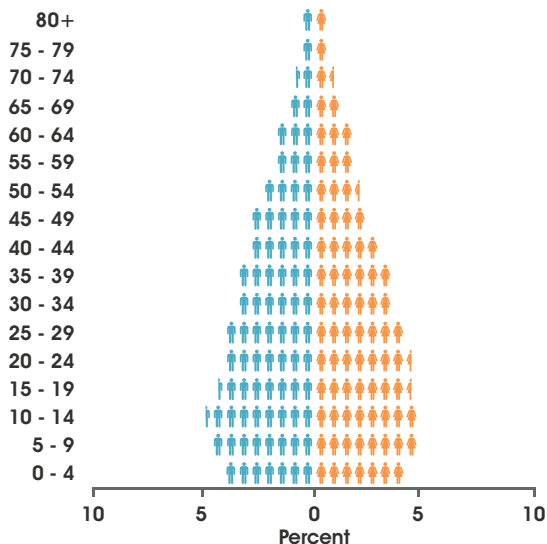
## SIZE OF ADOLESCENT POPULATION IN '000 (NO. OF DISTRICTS)

50-99 (2)  
 100-299 (16)  
 300-699 (11)  
 700-999 (1)



About **3%** of the total adolescents in India live in **Odisha**. Most of the state population is young, with variation in the number of adolescents by district.

## Age in years

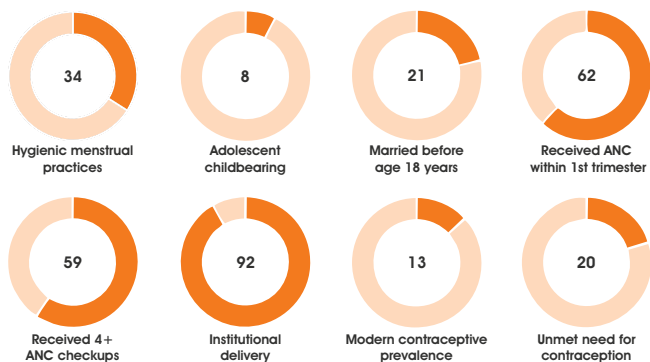


## EQUITY IN SELECTED HEALTH & DEVELOPMENT INDICATORS (%)

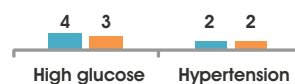
	Child marriage (F)	Poor nutrition (F)	Menstrual hygiene (F)	NCDs (C)	Substance use (C)
<b>Place of residence</b>					
Urban	19	70	59	3	12
Rural	22	71	29	6	15
<b>Wealth</b>					
Richest	14	67	69	3	8
Poorest	29	75	17	6	20
<b>Education</b>					
Primary/No education	34	75	10	8	26
8+ years education	14	70	40	5	12
<b>Caste</b>					
General	16	65	55	5	8
Scheduled castes/tribes	25	75	26	6	20

Note: F – Adolescent females only; C – Combined adolescent males and females; Child Marriage – Married women aged 20-24 years who were married before age 18 years; Poor nutrition – Underweight or anaemia or overweight among 15-19 years; NCDs – Non-communicable diseases among adolescents aged 15-19 years (high glucose levels, hypertension); Substance use – Alcohol or tobacco use among 15-19 years; n/a – Not applicable.

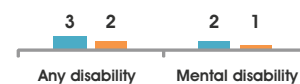
## SEXUAL & REPRODUCTIVE HEALTH (%)



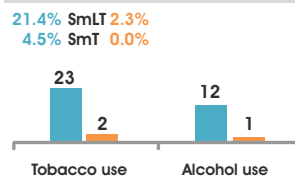
## NCDs (%)



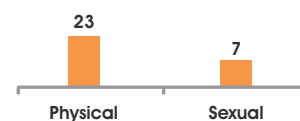
## DISABILITY (%)



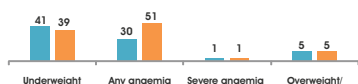
## SUBSTANCE USE (%)



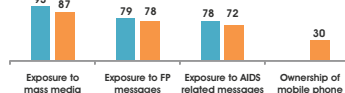
## VIOLENCE (%)



## NUTRITION (%)



## PROGRAM EXPOSURE (%)



## ADOLESCENTS WITH NO/SINGLE PARENT

Percent and estimated no. of adolescents (10-17 years)	Girls (%) number	Boys (%) number
With single parent	(8.3) 2,73,815	(8.2) 2,78,120
With no living parent	(0.6) 20,646	(0.5) 16,038

## LEGEND



# HIGHLIGHTS

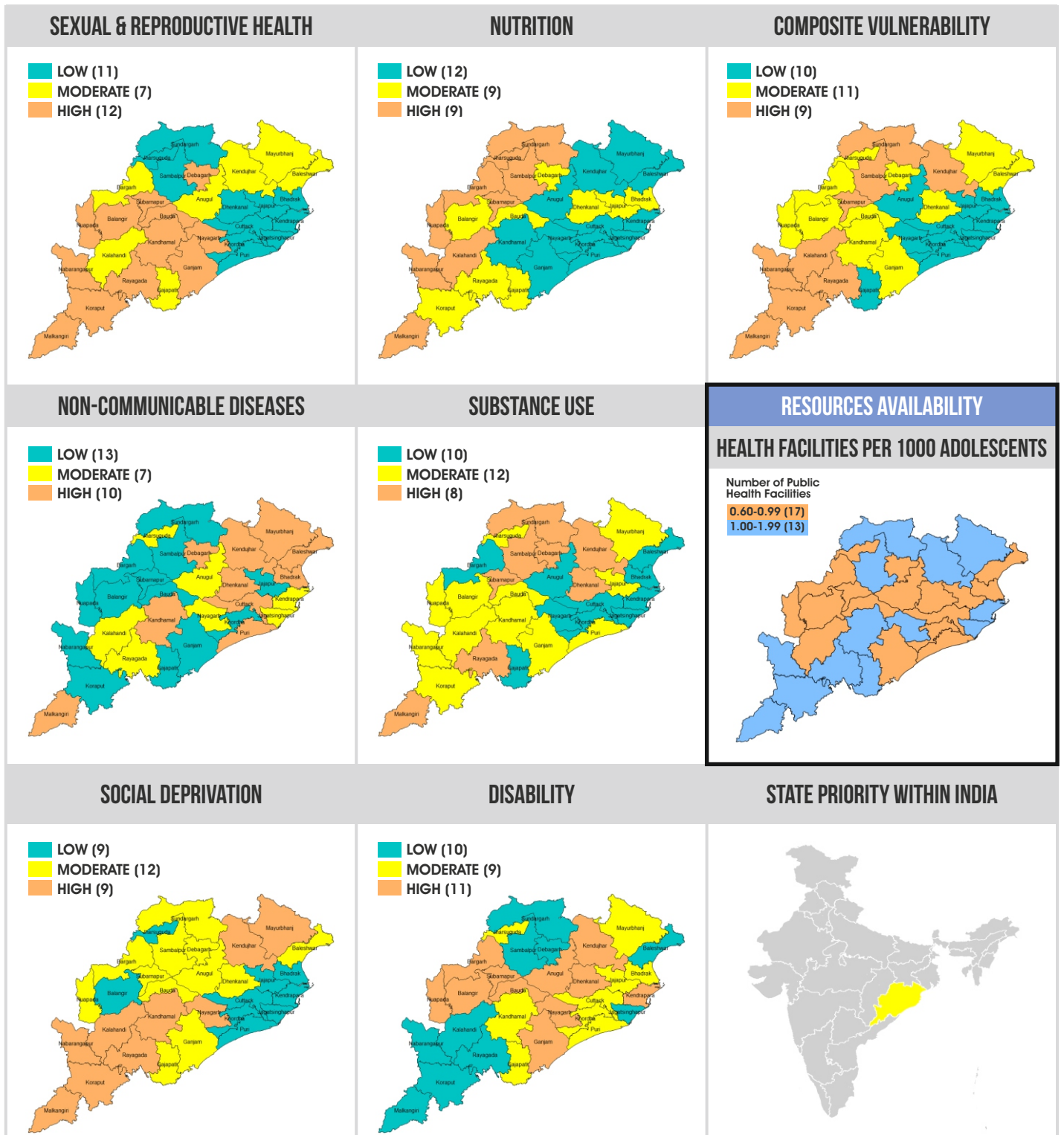
- Almost five lakh adolescents in the state are living with a single parent or without a parent.
- Two out of every 10 adolescent boys use tobacco.
- About half of the adolescent girls in the state are anaemic and two out of five are underweight.
- Socio-economic disparities exist in adolescents' menstrual hygiene practices.
- There is a marked vulnerability among adolescents in terms of sexual and reproductive health. For example, prevalence of early marriage is about 20% in the state and among married adolescent girls, unmet need for contraception is also high at 20%.
- District level variations exist in sexual and reproductive health, nutrition, and disability. Districts in the southern and northern parts of the state suffer from social deprivation, substance use, and sexual and reproductive health risks.

LOW VULNERABILITY

MODERATE VULNERABILITY

HIGH VULNERABILITY

## DEGREE OF VULNERABILITY



**Note:** Data sources for calculating vulnerability indices: Census 2011 for disability; NFHS 2015-16 for all other domain vulnerabilities; and HMIS (2017) for the number of health facilities.

## DEMOGRAPHICS



Total Population: **3 Crore**  
 Total Adolescent (10-19 years) Population: **54 Lakh**  
 Adolescent Population Density: **107 per sq. km.**  
 Number of Adolescents in Rural Areas: **35 Lakh**  
 Number of Adolescents in SC/ST Households: **19 Lakh**  
 Adolescent Sex Ratio: **791 girls per 1000 boys**

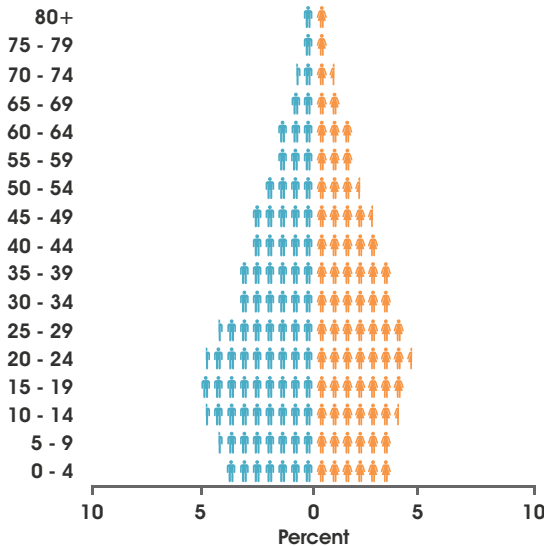
## SIZE OF ADOLESCENT POPULATION IN '000 (NO. OF DISTRICTS)

100-299 (12)  
 300-699 (8)



Approximately **2%** of the total adolescents in India live in **Punjab**. 54 lakhs of the state population is young, with variation in the number of adolescents by district.

## Age in years

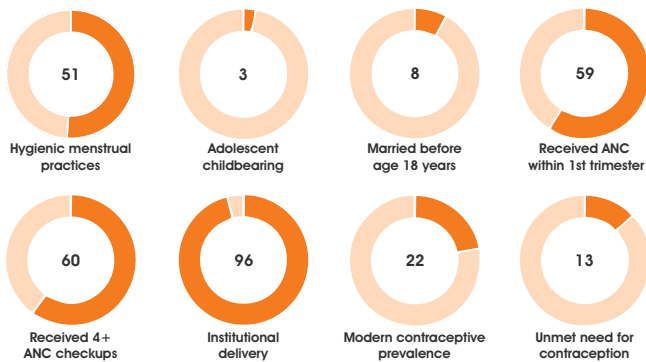


## EQUITY IN SELECTED HEALTH & DEVELOPMENT INDICATORS (%)

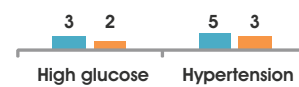
	Child marriage (F)	Poor nutrition (F)	Menstrual hygiene (F)	NCDs (C)	Substance use (C)
<b>Place of residence</b>					
Urban	7	72	64	6	4
Rural	8	75	43	6	5
<b>Wealth</b>					
Richest	2	74	78	10	4
Poorest	15	75	25	5	9
<b>Education</b>					
Primary/No education	21	74	26	4	12
8+ years education	5	74	53	6	3
<b>Caste</b>					
General	7	74	64	7	4
Scheduled castes/tribes	9	74	38	6	5

Note: F – Adolescent females only; C – Combined adolescent males and females; Child Marriage – Married women aged 20-24 years who were married before age 18 years; Poor nutrition – Underweight or anaemia or overweight among 15-19 years; NCDs - Non-communicable diseases among adolescents aged 15-19 years (high glucose levels, hypertension); Substance use – Alcohol or tobacco use among 15-19 years; n/a - Not applicable.

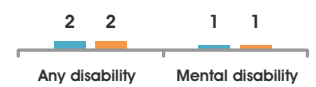
## SEXUAL & REPRODUCTIVE HEALTH (%)



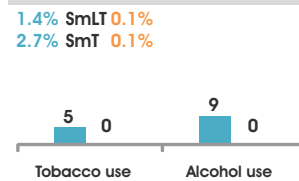
## NCDs (%)



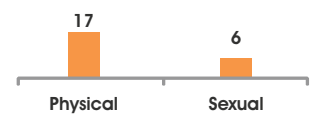
## DISABILITY (%)



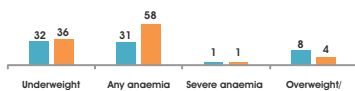
## SUBSTANCE USE (%)



## VIOLENCE (%)



## NUTRITION (%)



## PROGRAM EXPOSURE (%)



## ADOLESCENTS WITH NO/SINGLE PARENT

Percent and estimated no. of adolescents (10-17 years)	Girls (%) number	Boys (%) number
With single parent	(6.9) 1,28,794	(5.5) 1,31,085
With no living parent	(0.8) 14,903	(0.5) 11,193

## LEGEND



# HIGHLIGHTS

- About six out of 10 adolescent girls in the state are anaemic and a little more than one-third of the adolescent boys and girls are underweight.
- Only half of the adolescent girls practise menstrual hygiene.
- Six out of 20 districts in the state require a comprehensive programme.

LOW VULNERABILITY

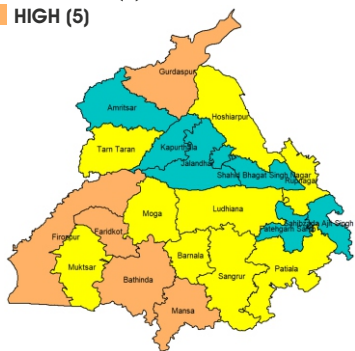
MODERATE VULNERABILITY

HIGH VULNERABILITY

## DEGREE OF VULNERABILITY

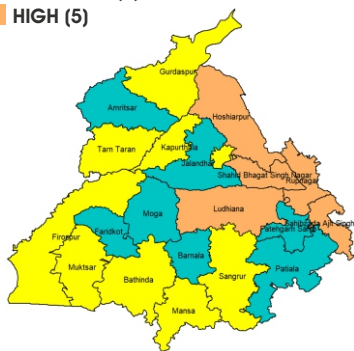
### SEXUAL & REPRODUCTIVE HEALTH

- LOW (6)
- MODERATE (9)
- HIGH (5)



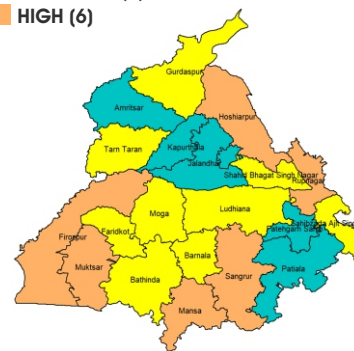
### NUTRITION

- LOW (7)
- MODERATE (8)
- HIGH (5)



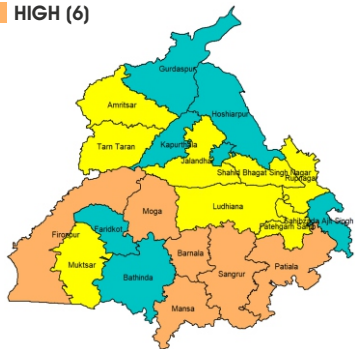
### COMPOSITE VULNERABILITY

- LOW (5)
- MODERATE (9)
- HIGH (6)



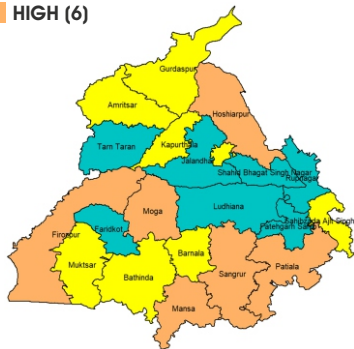
### NON-COMMUNICABLE DISEASES

- LOW (6)
- MODERATE (8)
- HIGH (6)



### SUBSTANCE USE

- LOW (7)
- MODERATE (7)
- HIGH (6)

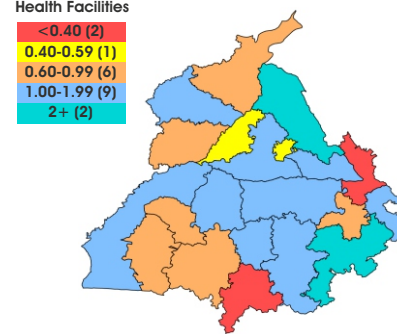


### RESOURCES AVAILABILITY

#### HEALTH FACILITIES PER 1000 ADOLESCENTS

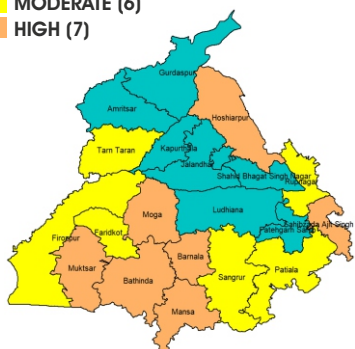
Number of Public Health Facilities

- <0.40 (2)
- 0.40-0.59 (1)
- 0.60-0.99 (6)
- 1.00-1.99 (9)
- 2+ (2)



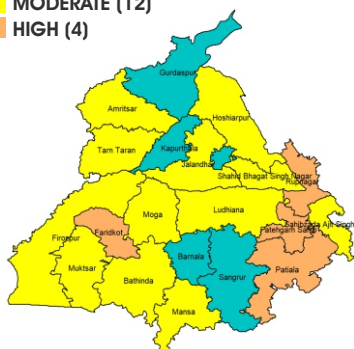
### SOCIAL DEPRIVATION

- LOW (7)
- MODERATE (6)
- HIGH (7)



### DISABILITY

- LOW (4)
- MODERATE (12)
- HIGH (4)



### STATE PRIORITY WITHIN INDIA



Note: Data sources for calculating vulnerability indices: Census 2011 for disability; NFHS 2015-16 for all other domain vulnerabilities; and HMIS (2017) for the number of health facilities.

## DEMOGRAPHICS



Total Population: **7 Crore**  
 Total Adolescent (10-19 years) Population: **2 Crore**  
 Adolescent Population Density: **46 per sq. km.**  
 Number of Adolescents in Rural Areas: **1 Crore**  
 Number of Adolescents in SC/ST Households: **51 Lakh**  
 Adolescent Sex Ratio: **886 girls per 1000 boys**

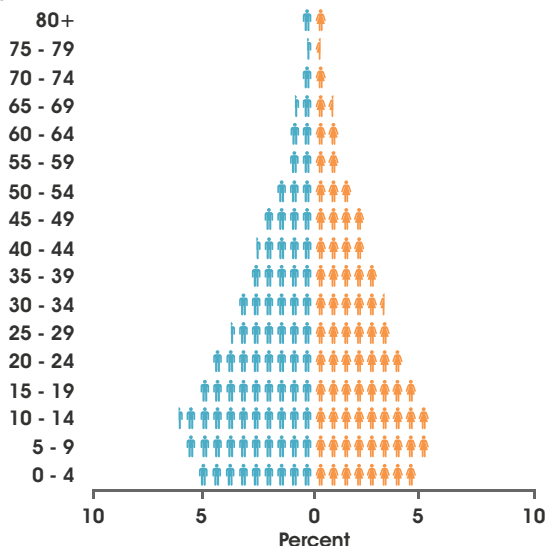
## SIZE OF ADOLESCENT POPULATION IN '000 (NO. OF DISTRICTS)

- 100-299 (6)
- 300-699 (23)
- 700-999 (3)
- 1000+ (1)



About **6%** of the total adolescents in India live in Rajasthan. Most of the state population is young, with variation in the number of adolescents by district.

## Age in years

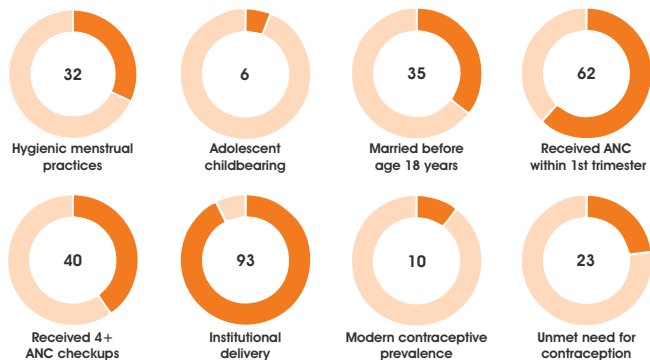


## EQUITY IN SELECTED HEALTH & DEVELOPMENT INDICATORS (%)

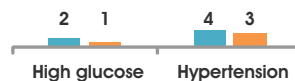
	Child marriage (F)	Poor nutrition (F)	Menstrual hygiene (F)	NCDs (C)	Substance use (C)
<b>Place of residence</b>					
Urban	20	68	54	4	14
Rural	40	72	25	5	12
<b>Wealth</b>					
Richest	17	68	66	7	8
Poorest	50	77	9	4	19
<b>Education</b>					
Primary/No education	54	72	12	5	21
8+ years education	22	71	39	5	10
<b>Caste</b>					
General	23	70	48	5	9
Scheduled castes/tribes	39	75	23	4	16

Note: F – Adolescent females only; C – Combined adolescent males and females; Child Marriage – Married women aged 20-24 years who were married before age 18 years; Poor nutrition – Underweight or anaemia or overweight among 15-19 years; NCDs – Non-communicable diseases among adolescents aged 15-19 years (high glucose levels, hypertension); Substance use – Alcohol or tobacco use among 15-19 years; n/a – Not applicable.

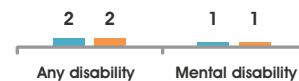
## SEXUAL & REPRODUCTIVE HEALTH (%)



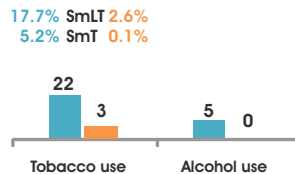
## NCDs (%)



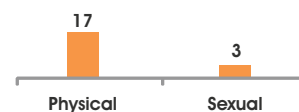
## DISABILITY (%)



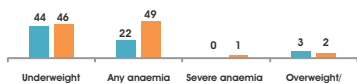
## SUBSTANCE USE (%)



## VIOLENCE (%)



## NUTRITION (%)



## PROGRAM EXPOSURE (%)



## ADOLESCENTS WITH NO/SINGLE PARENT

Percent and estimated no. of adolescents (10-17 years)	Girls (%) number	Boys (%) number
With single parent	(6.2) 3,70,449	(6.4) 4,35,608
With no living parent	(0.4) 21,404	(0.3) 21,862

## LEGEND



# HIGHLIGHTS

- One in every three young women (20-24 years) is married before 18 years of age. While institutional delivery is nearly universal, considerable vulnerability was observed among married adolescents in terms of other reproductive and maternal health issues.
- Districts in southern Rajasthan (Banswara, Dungarpur, Udaipur, Chittorgarh, Bhilwara, Bundi, Baran and Tonk) require a comprehensive adolescent health programme.
- Inequities in health and development indicators exist by urban/rural residence, household wealth, and by district.
- Nearly one in every two adolescent girls are anaemic, and an equal proportion of boys and girls are underweight.
- Substance use prevention programme for adolescents is required in the districts of Bharatpur, Bundi, Baran, Jhalawar, Chittorgarh and Banswara.

LOW VULNERABILITY

MODERATE VULNERABILITY

HIGH VULNERABILITY

## DEGREE OF VULNERABILITY

### SEXUAL & REPRODUCTIVE HEALTH

LOW (10)  
MODERATE (10)  
HIGH (13)



### NUTRITION

LOW (13)  
MODERATE (7)  
HIGH (13)



### COMPOSITE VULNERABILITY

LOW (10)  
MODERATE (14)  
HIGH (9)



### NON-COMMUNICABLE DISEASES

LOW (12)  
MODERATE (11)  
HIGH (10)



### SUBSTANCE USE

LOW (10)  
MODERATE (17)  
HIGH (6)

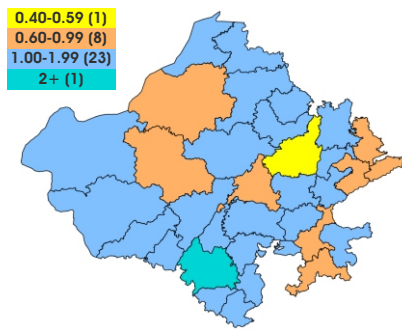


### RESOURCES AVAILABILITY

#### HEALTH FACILITIES PER 1000 ADOLESCENTS

Number of Public Health Facilities

0.40-0.59 (1)  
0.60-0.99 (8)  
1.00-1.99 (23)  
2+ (1)



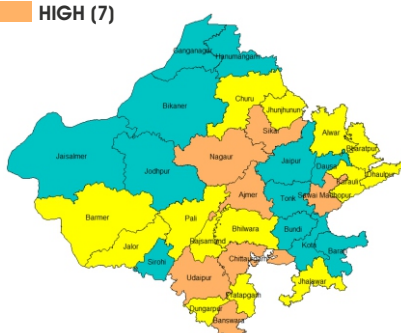
### SOCIAL DEPRIVATION

LOW (13)  
MODERATE (8)  
HIGH (12)



### DISABILITY

LOW (12)  
MODERATE (14)  
HIGH (7)



### STATE PRIORITY WITHIN INDIA



Note: Data sources for calculating vulnerability indices: Census 2011 for disability; NFHS 2015-16 for all other domain vulnerabilities; and HMIS (2017) for the number of health facilities.

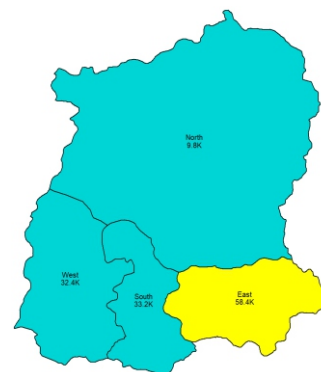
## DEMOGRAPHICS



Total Population: **6 Lakh**  
 Total Adolescent (10-19 years) Population: **1 Lakh**  
 Adolescent Population Density: **19 per sq. km.**  
 Number of Adolescents in Rural Areas: **1 Lakh**  
 Number of Adolescents in SC/ST Households: **0.5 Lakh**  
 Adolescent Sex Ratio: **970 girls per 1000 boys**

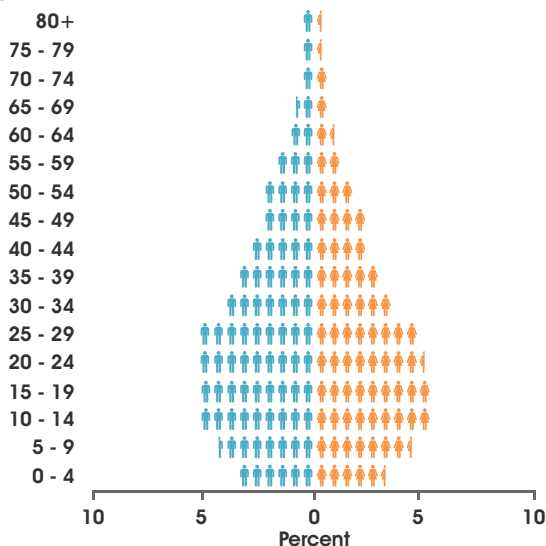
## SIZE OF ADOLESCENT POPULATION IN '000 (NO. OF DISTRICTS)

<50 (3)  
 50-99 (1)



Approximately **0.1%** of the total adolescents in India live in **Sikkim**. Most of the state population is young, with adolescents constituting a small proportion of the population across districts.

## Age in years

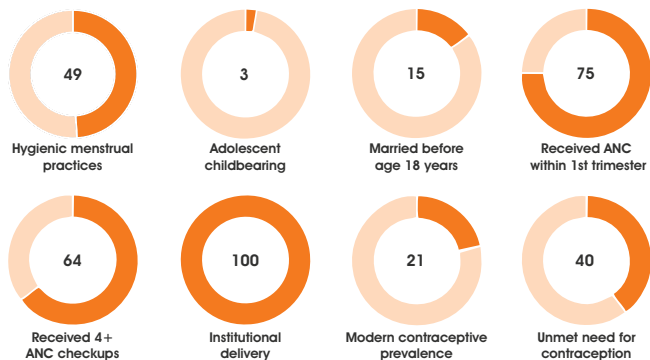


## EQUITY IN SELECTED HEALTH & DEVELOPMENT INDICATORS (%)

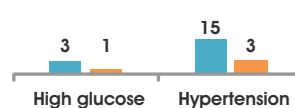
	Child marriage (F)	Poor nutrition (F)	Menstrual hygiene (F)	NCDs (C)	Substance use (C)
<b>Place of residence</b>					
Urban	16	66	71	14	17
Rural	14	57	40	9	15
<b>Wealth</b>					
Richest	10	58	66	14	13
Poorest	25	61	43	13	21
<b>Education</b>					
Primary/No education	35	71	35	2	35
8+ years education	9	58	51	11	14
<b>Caste</b>					
General	18	63	52	13	14
Scheduled castes/tribes	14	62	46	11	17

Note: F – Adolescent females only; C – Combined adolescent males and females; Child Marriage – Married women aged 20-24 years who were married before age 18 years; Poor nutrition – Underweight or anaemia or overweight among 15-19 years; NCDs – Non-communicable diseases among adolescents aged 15-19 years (high glucose levels, hypertension); Substance use – Alcohol or tobacco use among 15-19 years; n/a – Not applicable.

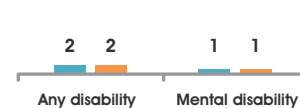
## SEXUAL & REPRODUCTIVE HEALTH (%)



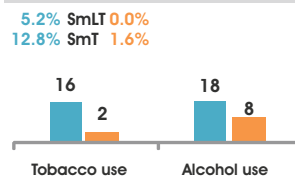
## NCDs (%)



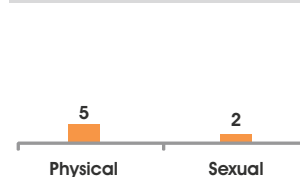
## DISABILITY (%)



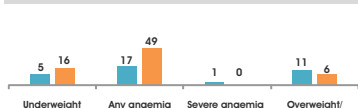
## SUBSTANCE USE (%)



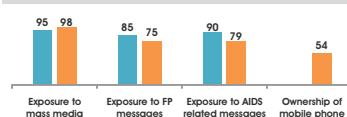
## VIOLENCE (%)



## NUTRITION (%)



## PROGRAM EXPOSURE (%)



## ADOLESCENTS WITH NO/SINGLE PARENT

Percent and estimated no. of adolescents (10-17 years)	Girls (%) number	Boys (%) number
With single parent	(8.3) 4,371	(8.2) 4,452
With no living parent	(1.8) 954	(1.2) 644

## LEGEND



# HIGHLIGHTS

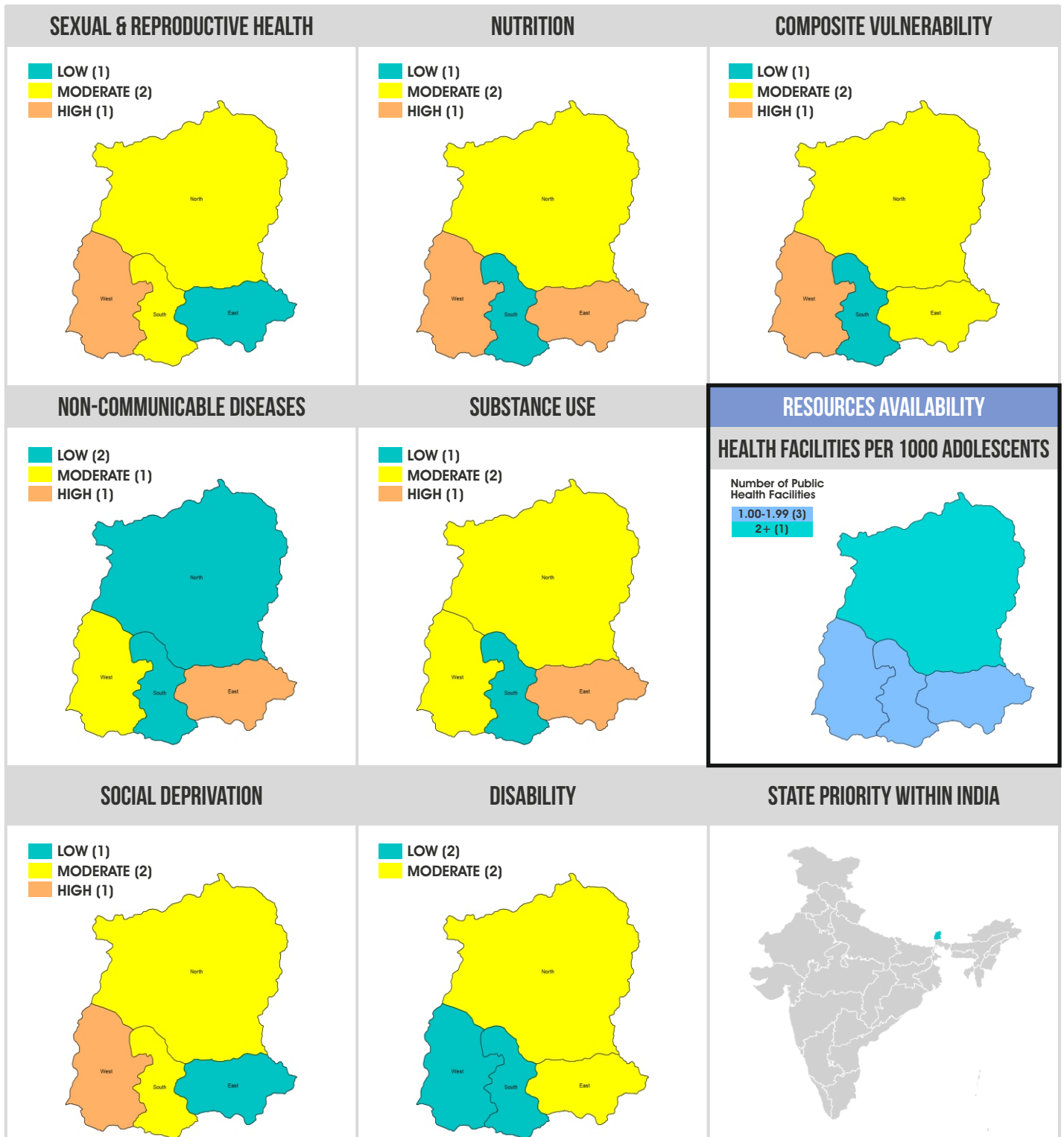
- Of the one lakh estimated adolescents, about 10 thousand adolescents are living with a single parent or without one.
- One in every two adolescent girls in the state is anaemic.
- Adolescents from the West Sikkim are relatively more vulnerable than others on SRH, nutrition and social deprivation. The district also has relatively fewer public health facilities.

LOW VULNERABILITY

MODERATE VULNERABILITY

HIGH VULNERABILITY

## DEGREE OF VULNERABILITY



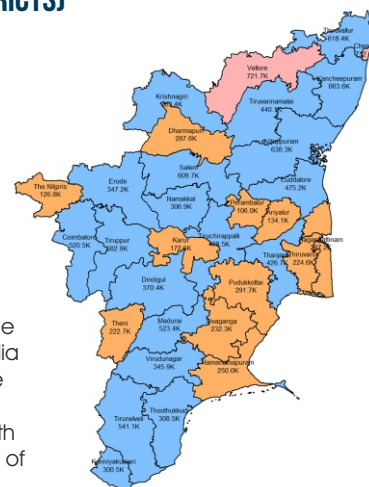
**Note:** Data sources for calculating vulnerability indices: Census 2011 for disability; NFHS 2015-16 for all other domain vulnerabilities; and HMIS (2017) for the number of health facilities.

## DEMOGRAPHICS



## SIZE OF ADOLESCENT POPULATION IN '000 (NO. OF DISTRICTS)

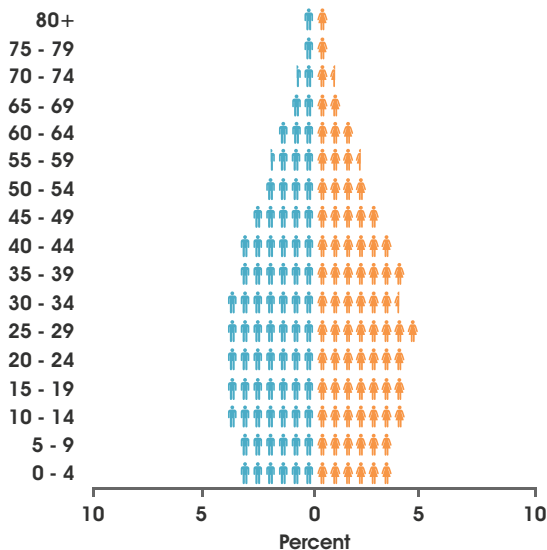
- 100-299 (11)
- 300-699 (19)
- 700-999 (2)



Approximately **5%** of the total adolescents in India live in **Tamil Nadu**. One crore of the state population is young, with variation in the number of adolescents by district.

Total Population: **7 Crore**  
 Total Adolescent (10-19 years) Population: **1 Crore**  
 Adolescent Population Density: **96 per sq. km.**  
 Number of Adolescents in Rural Areas: **67 Lakh**  
 Number of Adolescents in SC/ST Households: **29 Lakh**  
 Adolescent Sex Ratio: **937 girls per 1000 boys**

## Age in years

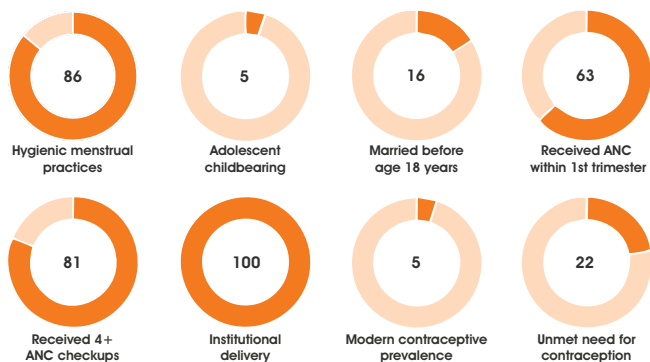


## EQUITY IN SELECTED HEALTH & DEVELOPMENT INDICATORS (%)

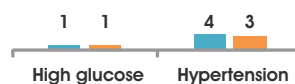
	Child marriage (F)	Poor nutrition (F)	Menstrual hygiene (F)	NCD (C)	Substance use (C)
<b>Place of residence</b>					
Urban	13	72	90	5	8
Rural	19	78	83	4	11
<b>Wealth</b>					
Richest	10	71	94	5	10
Poorest	22	77	79	5	13
<b>Education</b>					
Primary/No education	33	79	75	1	12
8+ years education	15	75	87	5	9
<b>Caste</b>					
General	17	92	90	2	0
Scheduled castes/tribes	18	79	82	4	12

Note: F – Adolescent females only; C – Combined adolescent males and females; Child Marriage – Married women aged 20-24 years who were married before age 18 years; Poor nutrition – Underweight or anaemia or overweight among 15-19 years; NCDs – Non-communicable diseases among adolescents aged 15-19 years (high glucose levels, hypertension); Substance use – Alcohol or tobacco use among 15-19 years; n/a – Not applicable.

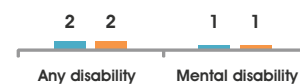
## SEXUAL & REPRODUCTIVE HEALTH (%)



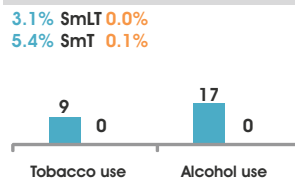
## NCDs (%)



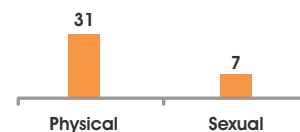
## DISABILITY (%)



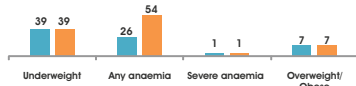
## SUBSTANCE USE (%)



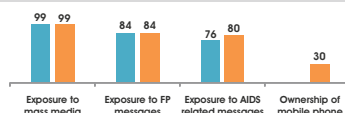
## VIOLENCE (%)



## NUTRITION (%)



## PROGRAM EXPOSURE (%)



## ADOLESCENTS WITH NO/SINGLE PARENT

Percent and estimated no. of adolescents (10-17 years)	Girls (%) number	Boys (%) number
With single parent	(5.7) 2,69,168	(5.2) 2,66,967
With no living parent	(0.5) 21,950	(0.3) 17,726

## LEGEND



# HIGHLIGHTS

- About six lakh adolescents are living with a single parent or without one.
- One in six adolescent boys drink alcohol.
- Adolescents in the state are malnourished. Half of the girls in the state are anaemic and four out of 10 boys and girls are underweight. There are 11 districts that require focused nutrition programme for adolescents.
- Disability is highly prevalent in the districts of Coimbatore, Tiruppur, Karur, Thiruchirapalli, Ariyallur, and Thanjavur.

LOW VULNERABILITY

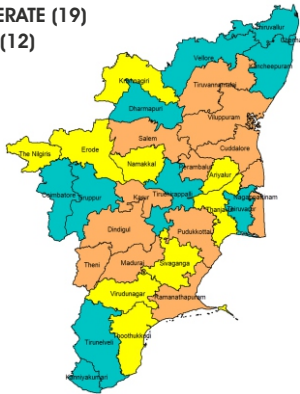
MODERATE VULNERABILITY

HIGH VULNERABILITY

## DEGREE OF VULNERABILITY

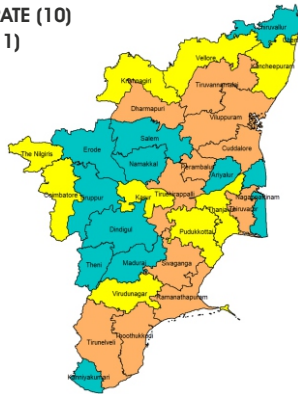
### SEXUAL & REPRODUCTIVE HEALTH

LOW (11)  
MODERATE (19)  
HIGH (12)



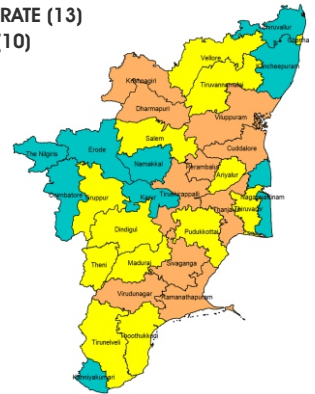
### NUTRITION

LOW (11)  
MODERATE (10)  
HIGH (11)



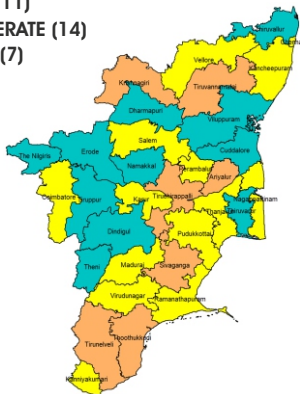
### COMPOSITE VULNERABILITY

LOW (9)  
MODERATE (13)  
HIGH (10)



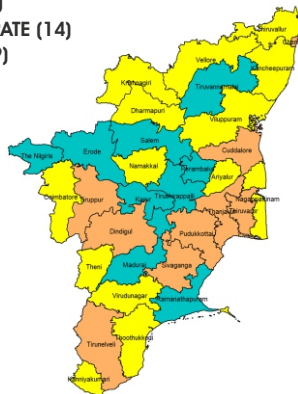
### NON-COMMUNICABLE DISEASES

LOW (11)  
MODERATE (14)  
HIGH (7)



### SUBSTANCE USE

LOW (9)  
MODERATE (14)  
HIGH (9)

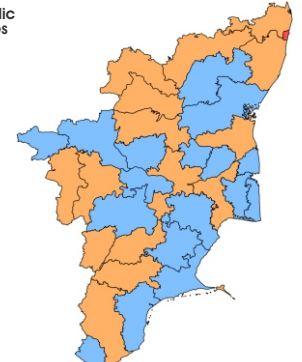


### RESOURCES AVAILABILITY

#### HEALTH FACILITIES PER 1000 ADOLESCENTS

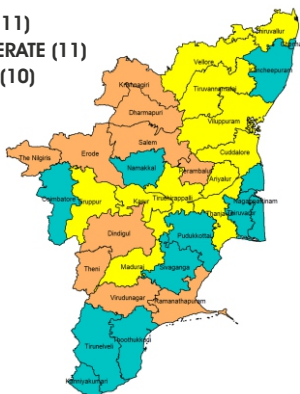
Number of Public Health Facilities

<0.40 (1)  
0.60-0.99 (15)  
1.00-1.99 (16)



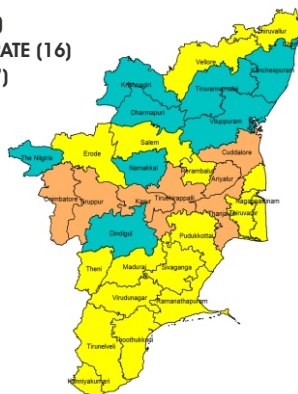
### SOCIAL DEPRIVATION

LOW (11)  
MODERATE (11)  
HIGH (10)



### DISABILITY

LOW (9)  
MODERATE (16)  
HIGH (7)



### STATE PRIORITY WITHIN INDIA



Note: Data sources for calculating vulnerability indices: Census 2011 for disability; NFHS 2015-16 for all other domain vulnerabilities; and HMIS (2017) for the number of health facilities.

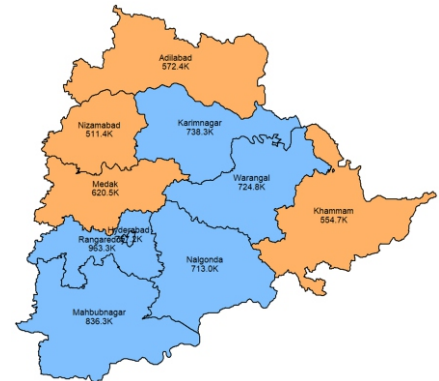
## DEMOGRAPHICS



Total Population: **3 Crore**  
 Total Adolescent (10-19 years) Population: **70 Lakh**  
 Adolescent Population Density: **61 per sq. km.**  
 Number of Adolescents in Rural Areas: **44 Lakh**  
 Number of Adolescents in SC/ST Households: **19 Lakh**  
 Adolescent Sex Ratio: **945 girls per 1000 boys**

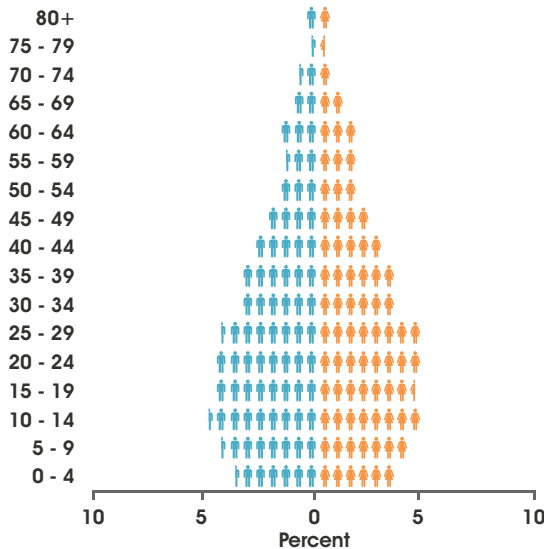
## SIZE OF ADOLESCENT POPULATION IN '000 (NO. OF DISTRICTS)

300-699 (4)  
 700-999 (6)



Approximately **3%** of the total adolescents in India live in **Telangana**. Most of the state population is young, with variation in the number of adolescents by district.

## Age in years

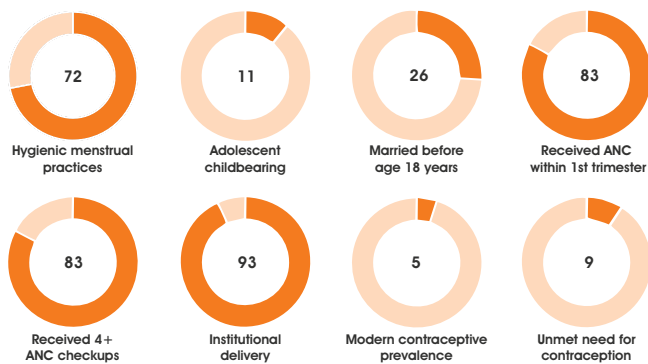


## EQUITY IN SELECTED HEALTH & DEVELOPMENT INDICATORS (%)

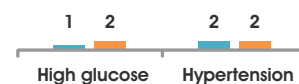
	Child marriage (F)	Poor nutrition (F)	Menstrual hygiene (F)	NCDs (C)	Substance use (C)
<b>Place of residence</b>					
Urban	16	80	78	4	7
Rural	36	84	67	4	18
<b>Wealth</b>					
Richest	17	71	79	3	7
Poorest	57	83	16	7	21
<b>Education</b>					
Primary/No education	55	78	42	9	6
8+ years education	17	83	75	3	14
<b>Caste</b>					
General	12	79	76	2	8
Scheduled castes/tribes	30	86	70	3	10

Note: F – Adolescent females only; C – Combined adolescent males and females; Child Marriage – Married women aged 20-24 years who were married before age 18 years; Poor nutrition – Underweight or anaemia or overweight among 15-19 years; NCDs - Non-communicable diseases among adolescents aged 15-19 years (high glucose levels, hypertension); Substance use – Alcohol or tobacco use among 15-19 years; n/a - Not applicable.

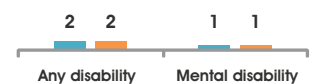
## SEXUAL & REPRODUCTIVE HEALTH (%)



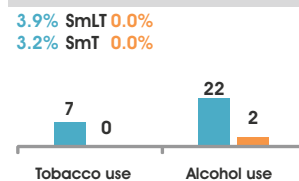
## NCDs (%)



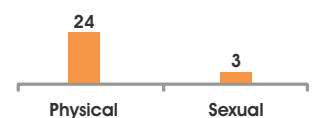
## DISABILITY (%)



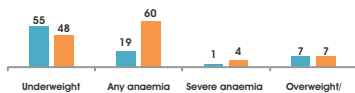
## SUBSTANCE USE (%)



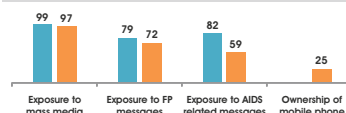
## VIOLENCE (%)



## NUTRITION (%)



## PROGRAM EXPOSURE (%)



## ADOLESCENTS WITH NO/SINGLE PARENT

Percent and estimated no. of adolescents (10-17 years)	Girls (%) number	Boys (%) number
With single parent	(9.3) 3,26,881	(9.2) 3,50,650
With no living parent	(0.6) 19,459	(0.6) 22,447

## LEGEND



# HIGHLIGHTS

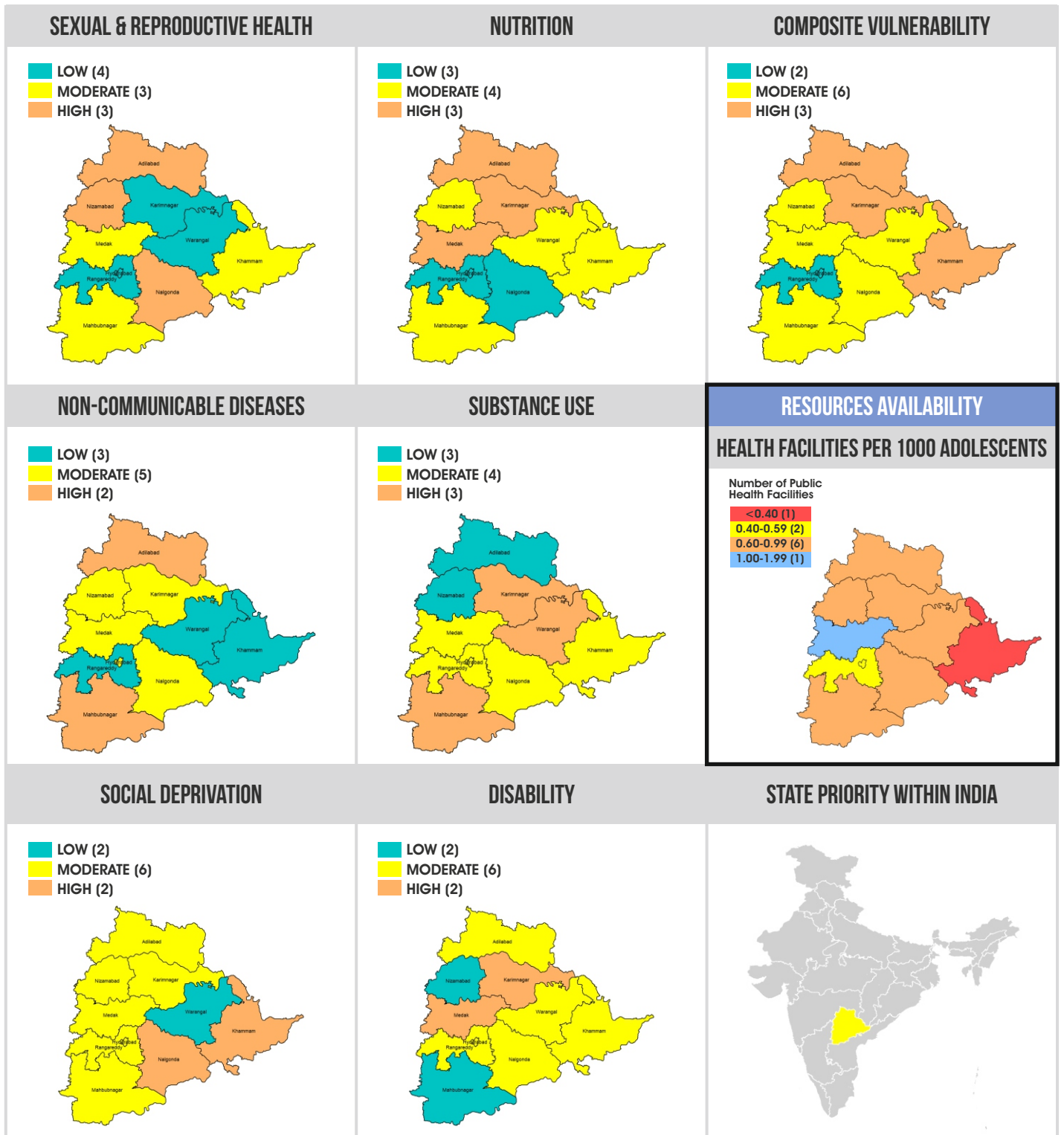
- A large proportion, about one in every four young women (20-24 years) in the state marry before 18 years of age. Early marriage is particularly prevalent in rural areas, and among poor and marginalized adolescent girls.
- As many as one in every five adolescent boys in the state drink alcohol.
- Seven out of 70 lakh adolescents in the state are living with a single parent or without a parent.
- Adolescents in the state are malnourished. Six out of every 10 adolescent girls are anaemic; half of the adolescent boys and girls are also underweight.
- Overall vulnerability among adolescents is higher in the Adilabad, Karimnagar and Khammam districts. Social deprivation is high in districts of Nalgonda and Khammam and poor nutrition is an issue in the districts of Adilabad, Karimnagar and Medak.

LOW VULNERABILITY

MODERATE VULNERABILITY

HIGH VULNERABILITY

## DEGREE OF VULNERABILITY



**Note:** Data sources for calculating vulnerability indices: Census 2011 for disability; NFHS 2015-16 for all other domain vulnerabilities; and HMIS (2017) for the number of health facilities.

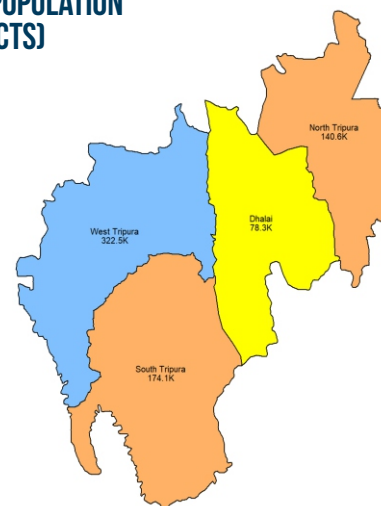
## DEMOGRAPHICS



Total Population: **37 Lakh**  
 Total Adolescent (10-19 years) Population: **7 Lakh**  
 Adolescent Population Density: **68 per sq. km.**  
 Number of Adolescents in Rural Areas: **6 Lakh**  
 Number of Adolescents in SC/ST Households: **4 Lakh**  
 Adolescent Sex Ratio: **965 girls per 1000 boys**

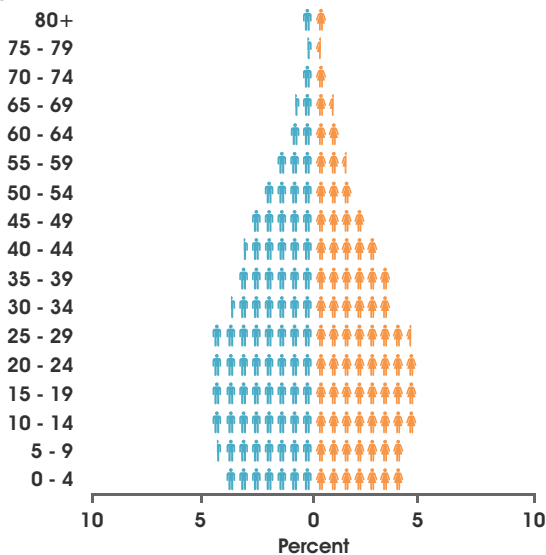
## SIZE OF ADOLESCENT POPULATION IN '000 (NO. OF DISTRICTS)

50-99 (1)  
 100-299 (2)  
 300-699 (1)



Approximately **0.3%** of the total adolescents in India live in Tripura. Most of the state population is young, with variation in the number of adolescents by district.

## Age in years

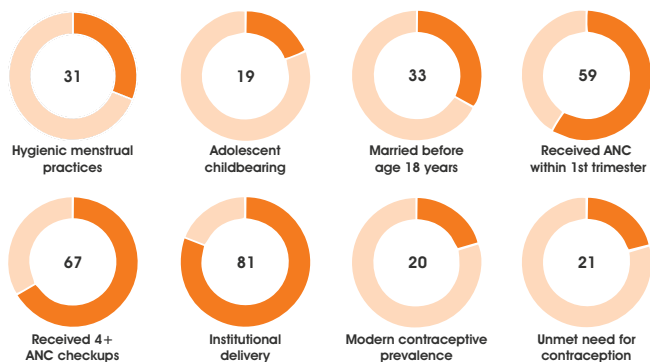


## EQUITY IN SELECTED HEALTH & DEVELOPMENT INDICATORS (%)

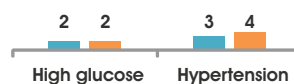
	Child marriage (F)	Poor nutrition (F)	Menstrual hygiene (F)	NCDs (C)	Substance use (C)
<b>Place of residence</b>					
Urban	26	69	45	7	9
Rural	36	66	26	5	20
<b>Wealth</b>					
Richest	9	82	90	4	2
Poorest	47	85	52	6	10
<b>Education</b>					
Primary/No education	57	63	3	2	49
8+ years education	22	68	36	5	14
<b>Caste</b>					
General	32	66	42	2	20
Scheduled castes/tribes	33	66	28	6	18

Note: F – Adolescent females only; C – Combined adolescent males and females; Child Marriage – Married women aged 20-24 years who were married before age 18 years; Poor nutrition – Underweight or anaemia or overweight among 15-19 years; NCDs – Non-communicable diseases among adolescents aged 15-19 years (high glucose levels, hypertension); Substance use – Alcohol or tobacco use among 15-19 years; n/a – Not applicable.

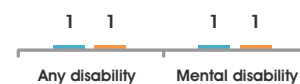
## SEXUAL & REPRODUCTIVE HEALTH (%)



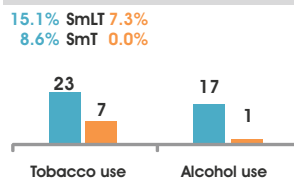
## NCDs (%)



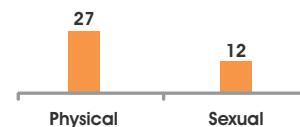
## DISABILITY (%)



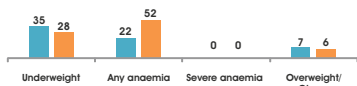
## SUBSTANCE USE (%)



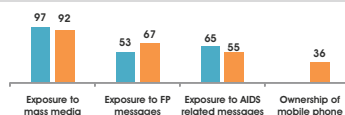
## VIOLENCE (%)



## NUTRITION (%)



## PROGRAM EXPOSURE (%)



## ADOLESCENTS WITH NO/SINGLE PARENT

Percent and estimated no. of adolescents (10-17 years)	Girls (%) number	Boys (%) number
With single parent	(6.0) 16,576	(6.9) 20,185
With no living parent	(0.1) 319	(0.2) 449

## LEGEND



# HIGHLIGHTS

- More than two out of every 10 adolescent boys consume tobacco. Moderate levels of use was observed in two out of four districts.
- Nearly 30% of the adolescents in the state are malnourished. Menstrual hygiene is very poor among adolescent girls from poor families and those who didn't attend school or attended for a few years.
- South Tripura district is the most vulnerable for adolescents, whereas West Tripura district is poor in resources for healthcare.

LOW VULNERABILITY

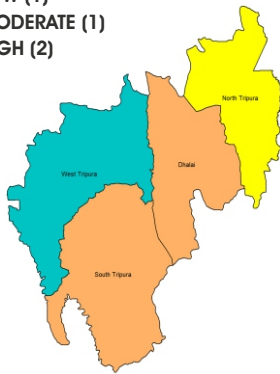
MODERATE VULNERABILITY

HIGH VULNERABILITY

## DEGREE OF VULNERABILITY

### SEXUAL & REPRODUCTIVE HEALTH

LOW (1)  
MODERATE (1)  
HIGH (2)



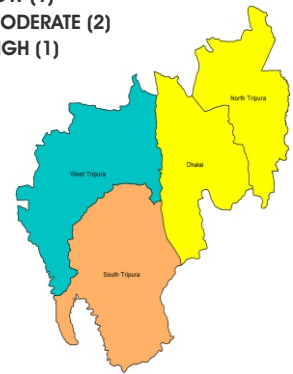
### NUTRITION

LOW (2)  
MODERATE (2)



### COMPOSITE VULNERABILITY

LOW (1)  
MODERATE (2)  
HIGH (1)



### NON-COMMUNICABLE DISEASES

LOW (1)  
MODERATE (1)  
HIGH (2)



### SUBSTANCE USE

LOW (2)  
MODERATE (2)

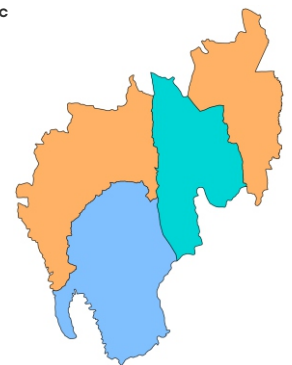


### RESOURCES AVAILABILITY

#### HEALTH FACILITIES PER 1000 ADOLESCENTS

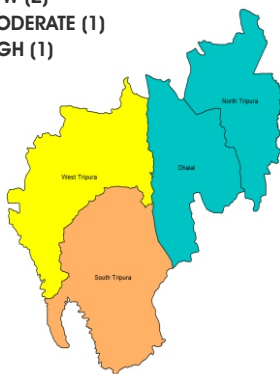
Number of Public Health Facilities

0.60-0.99 (2)  
1.00-1.99 (1)  
2+ (1)



### SOCIAL DEPRIVATION

LOW (2)  
MODERATE (1)  
HIGH (1)



### DISABILITY

LOW (1)  
MODERATE (2)  
HIGH (1)



### STATE PRIORITY WITHIN INDIA



**Note:** Data sources for calculating vulnerability indices: Census 2011 for disability; NFHS 2015-16 for all other domain vulnerabilities; and HMIS (2017) for the number of health facilities.

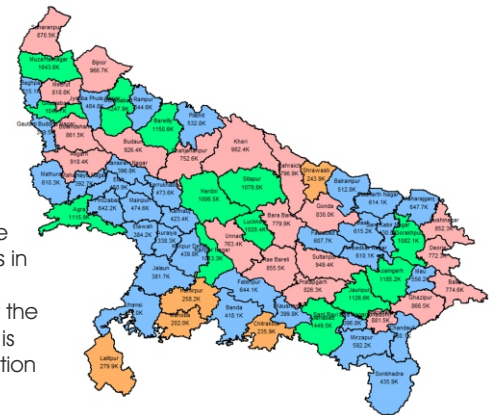
## DEMOGRAPHICS



Total Population: **20 Crore**  
 Total Adolescent (10-19 years) Population: **5 Crore**  
 Adolescent Population Density: **829 per sq. km.**  
 Number of Adolescents in Rural Areas: **4 Crore**  
 Number of Adolescents in SC/ST Households: **1.5 Crore**  
 Adolescent Sex Ratio: **882 girls per 1000 boys**

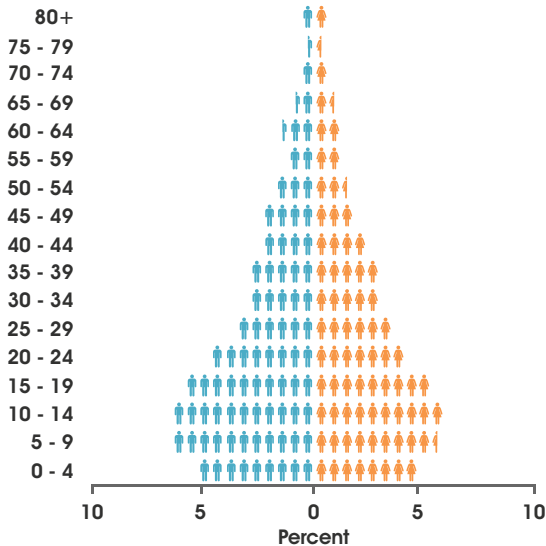
## SIZE OF ADOLESCENT POPULATION IN '000 (NO. OF DISTRICTS)

- 100-299 (5)
- 300-699 (33)
- 700-999 (20)
- 1000+ (13)



About **19%** of the total adolescents in India live in **Uttar Pradesh**. Most of the state population is young, with variation in the number of adolescents by district.

## Age in years

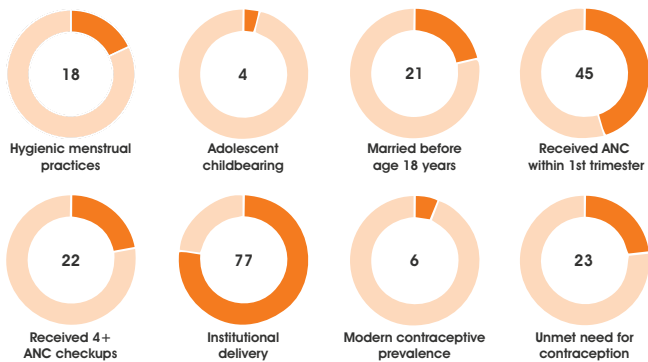


## EQUITY IN SELECTED HEALTH & DEVELOPMENT INDICATORS (%)

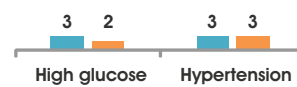
	Child marriage (F)	Poor nutrition (F)	Menstrual hygiene (F)	NCDs (C)	Substance use (C)
<b>Place of residence</b>					
Urban	11	73	36	5	13
Rural	25	73	13	6	11
<b>Wealth</b>					
Richest	20	69	72	7	12
Poorest	46	66	11	4	25
<b>Education</b>					
Primary/No education	36	74	7	7	18
8+ years education	14	73	22	5	10
<b>Caste</b>					
General	15	72	30	5	9
Scheduled castes/tribes	25	74	14	5	15

Note: F – Adolescent females only; C – Combined adolescent males and females; Child Marriage – Married women aged 20-24 years who were married before age 18 years; Poor nutrition – Underweight or anaemia or overweight among 15-19 years; NCDs – Non-communicable diseases among adolescents aged 15-19 years (high glucose levels, hypertension); Substance use – Alcohol or tobacco use among 15-19 years; n/a – Not applicable.

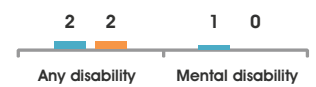
## SEXUAL & REPRODUCTIVE HEALTH (%)



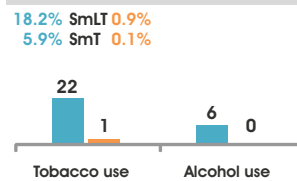
## NCDs (%)



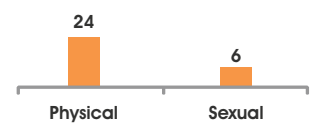
## DISABILITY (%)



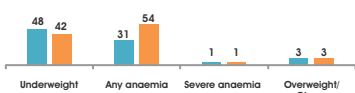
## SUBSTANCE USE (%)



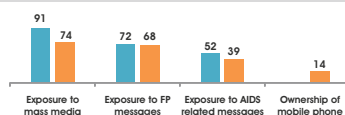
## VIOLENCE (%)



## NUTRITION (%)



## PROGRAM EXPOSURE (%)



## ADOLESCENTS WITH NO/SINGLE PARENT

Percent and estimated no. of adolescents (10-17 years)	Girls (%) number	Boys (%) number
With single parent	(7.7) 14,56,186	(7.7) 16,28,849
With no living parent	(0.4) 77,932	(0.5) 96,146

## LEGEND



# HIGHLIGHTS

- About 33 lakh adolescents in the state are living with a single parent or without one.
- Two out of every 10 adolescent boys consume tobacco.
- Adolescents in the state are malnourished; one in every two adolescent girls is anaemic, and four out of 10 adolescent boys and girls are underweight.
- 21 districts (mostly in the northern Uttar Pradesh) require a comprehensive adolescent programme.

LOW VULNERABILITY

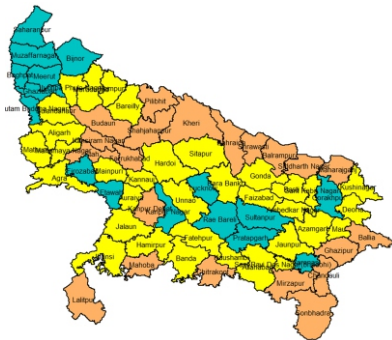
MODERATE VULNERABILITY

HIGH VULNERABILITY

## DEGREE OF VULNERABILITY

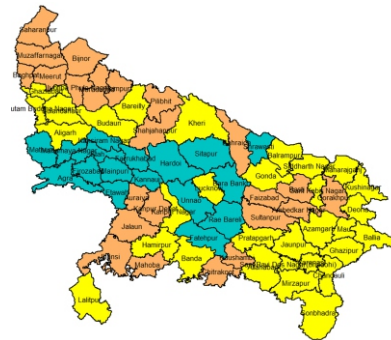
### SEXUAL & REPRODUCTIVE HEALTH

LOW (16)  
MODERATE (34)  
HIGH (21)



### NUTRITION

LOW (17)  
MODERATE (31)  
HIGH (23)



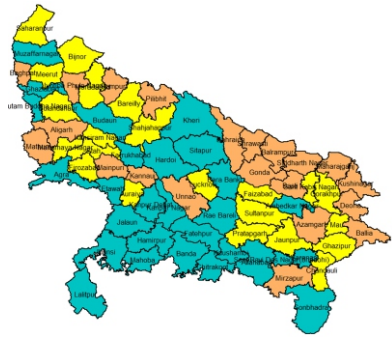
### COMPOSITE VULNERABILITY

LOW (24)  
MODERATE (26)  
HIGH (21)



### NON-COMMUNICABLE DISEASES

LOW (28)  
MODERATE (22)  
HIGH (21)



### SUBSTANCE USE

LOW (28)  
MODERATE (24)  
HIGH (19)

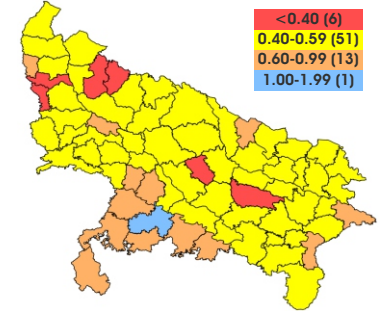


### RESOURCES AVAILABILITY

#### HEALTH FACILITIES PER 1000 ADOLESCENTS

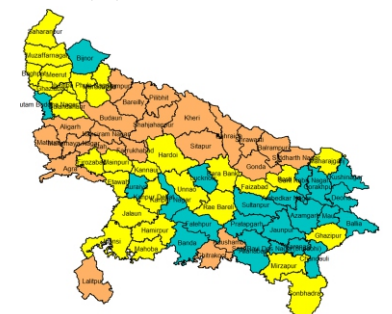
Number of Public Health Facilities

<0.40 (6)  
0.40-0.59 (51)  
0.60-0.99 (13)  
1.00-1.99 (1)



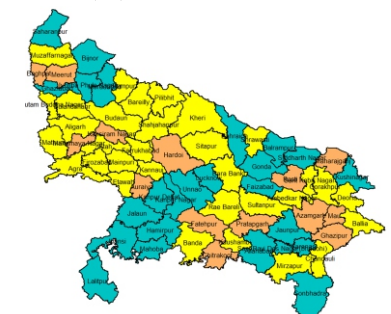
### SOCIAL DEPRIVATION

LOW (22)  
MODERATE (27)  
HIGH (22)



### DISABILITY

LOW (25)  
MODERATE (32)  
HIGH (14)



### STATE PRIORITY WITHIN INDIA



Note: Data sources for calculating vulnerability indices: Census 2011 for disability; NFHS 2015-16 for all other domain vulnerabilities; and HMIS (2017) for the number of health facilities.

## DEMOGRAPHICS



## SIZE OF ADOLESCENT POPULATION IN '000 (NO. OF DISTRICTS)

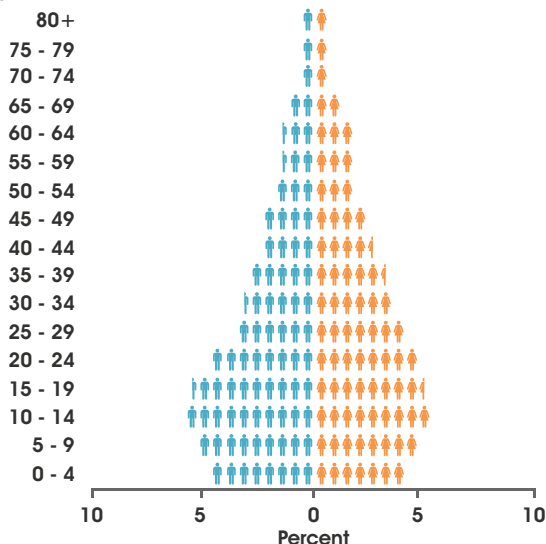
- 50-99 (5)
- 100-299 (5)
- 300-699 (3)



About **1%** of the total adolescents in India live in **Uttarakhand**. Most of the state population is young, with variation in the number of adolescents by district.

Total Population: **1 Crore**  
 Total Adolescent (10-19 years) Population: **22 Lakh**  
 Adolescent Population Density: **189 per sq. km.**  
 Number of Adolescents in Rural Areas: **16 Lakh**  
 Number of Adolescents in SC/ST Households: **5 Lakh**  
 Adolescent Sex Ratio: **904 girls per 1000 boys**

## Age in years

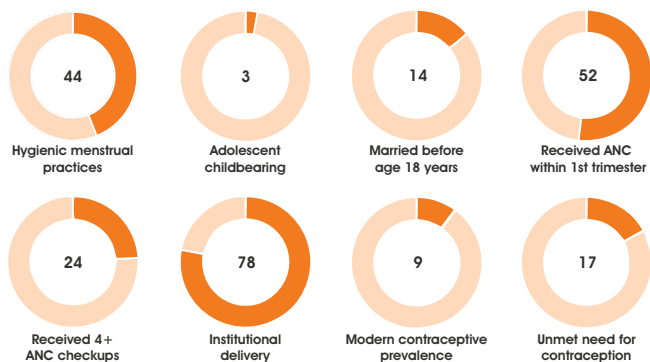


## EQUITY IN SELECTED HEALTH & DEVELOPMENT INDICATORS (%)

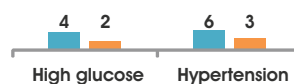
	Child marriage (F)	Poor nutrition (F)	Menstrual hygiene (F)	NCDs (C)	Substance use (C)
<b>Place of residence</b>					
Urban	12	66	57	5	4
Rural	15	65	37	9	9
<b>Wealth</b>					
Richest	9	72	48	6	8
Poorest	36	75	7	5	13
<b>Education</b>					
Primary/No education	30	73	16	12	19
8+ years education	10	64	48	7	7
<b>Caste</b>					
General	10	62	53	6	6
Scheduled castes/tribes	17	67	40	9	11

Note: F – Adolescent females only; C – Combined adolescent males and females; Child Marriage – Married women aged 20-24 years who were married before age 18 years; Poor nutrition – Underweight or anaemia or overweight among 15-19 years; NCDs - Non-communicable diseases among adolescents aged 15-19 years (high glucose levels, hypertension); Substance use – Alcohol or tobacco use among 15-19 years; n/a - Not applicable.

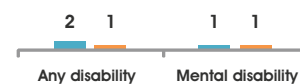
## SEXUAL & REPRODUCTIVE HEALTH (%)



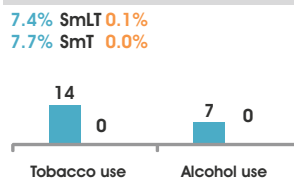
## NCDs (%)



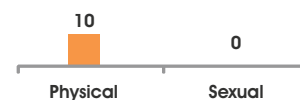
## DISABILITY (%)



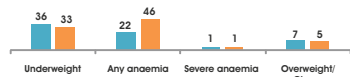
## SUBSTANCE USE (%)



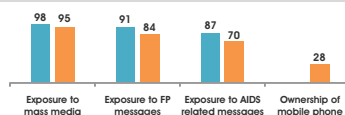
## VIOLENCE (%)



## NUTRITION (%)



## PROGRAM EXPOSURE (%)



## ADOLESCENTS WITH NO/SINGLE PARENT

Percent and estimated no. of adolescents (10-17 years)	Girls (%) number	Boys (%) number
With single parent	(7.8) 67,131	(7.7) 73,457
With no living parent	(0.5) 4,679	(0.5) 5,038

## LEGEND



# HIGHLIGHTS

- Adolescents in the state fare moderately well on the nutritional status indicators. Menstrual hygiene is poor among rural, economically weak and marginalized adolescent girls.
- Adolescents living in three districts (Uttarkashi, Haridwar, and Udham Singh Nagar) of the state are highly vulnerable. Of these, two districts have poor health resources.

LOW VULNERABILITY

MODERATE VULNERABILITY

HIGH VULNERABILITY

## DEGREE OF VULNERABILITY

### SEXUAL & REPRODUCTIVE HEALTH

- LOW (3)
- MODERATE (6)
- HIGH (4)



### NUTRITION

- LOW (3)
- MODERATE (7)
- HIGH (3)



### COMPOSITE VULNERABILITY

- LOW (5)
- MODERATE (5)
- HIGH (3)



### NON-COMMUNICABLE DISEASES

- LOW (5)
- MODERATE (4)
- HIGH (4)



### SUBSTANCE USE

- LOW (6)
- MODERATE (3)
- HIGH (4)

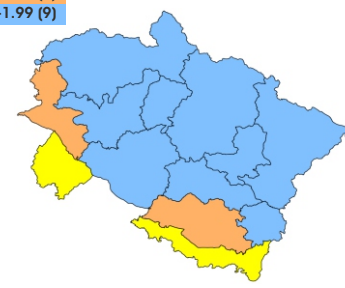


### RESOURCES AVAILABILITY

#### HEALTH FACILITIES PER 1000 ADOLESCENTS

Number of Public Health Facilities

- 0.40-0.59 (2)
- 0.60-0.99 (2)
- 1.00-1.99 (9)



### SOCIAL DEPRIVATION

- LOW (5)
- MODERATE (4)
- HIGH (4)



### DISABILITY

- LOW (4)
- MODERATE (4)
- HIGH (5)



### STATE PRIORITY WITHIN INDIA



Note: Data sources for calculating vulnerability indices: Census 2011 for disability; NFHS 2015-16 for all other domain vulnerabilities; and HMIS (2017) for the number of health facilities.

# ADOLESCENT HEALTH DATA TOOL: WEST BENGAL

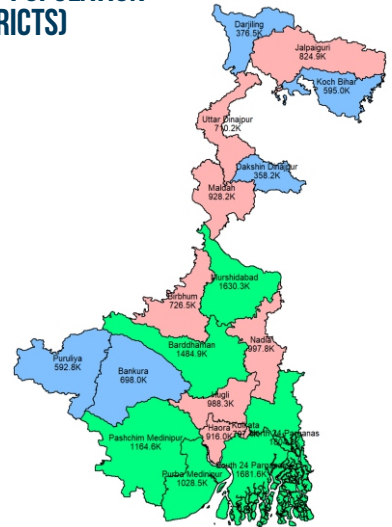
## DEMOGRAPHICS



Total Population: **9 Crore**  
 Total Adolescent (10-19 years) Population: **2 Crore**  
 Adolescent Population Density: **205 per sq. km.**  
 Number of Adolescents in Rural Areas: **1 Crore**  
 Number of Adolescents in SC/ST Households: **55 Lakh**  
 Adolescent Sex Ratio: **942 girls per 1000 boys**

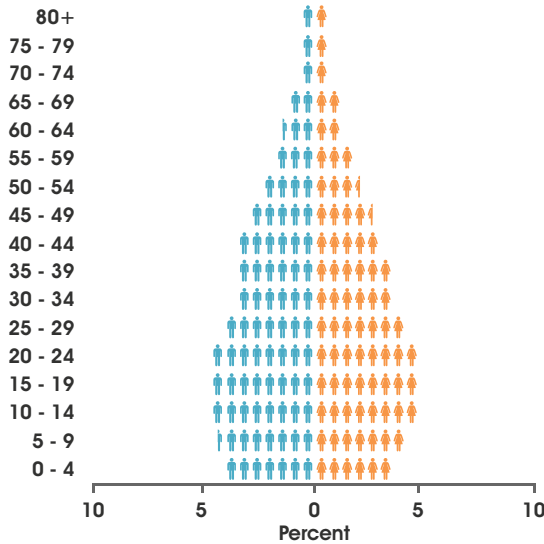
## SIZE OF ADOLESCENT POPULATION IN '000 (NO. OF DISTRICTS)

- 300-699 (5)
- 700-699 (8)
- 1000+ (6)



Approximately **7%** of the total adolescents in India live in **West Bengal**. Most of the state population is young, with variation in the number of adolescents by district.

## Age in years

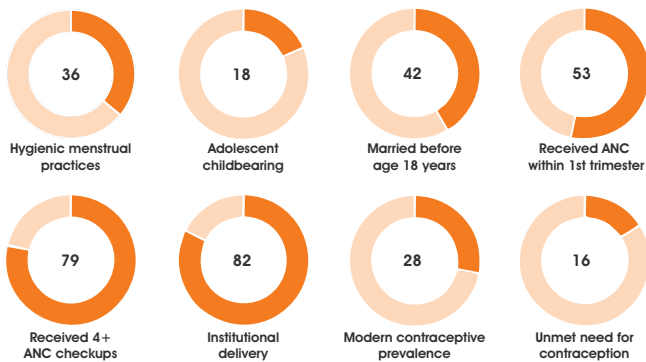


## EQUITY IN SELECTED HEALTH & DEVELOPMENT INDICATORS (%)

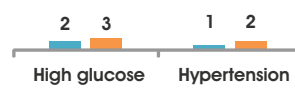
	Child marriage (F)	Poor nutrition (F)	Menstrual hygiene (F)	NCDs (C)	Substance use (C)
<b>Place of residence</b>					
Urban	28	75	55	2	15
Rural	47	78	29	5	15
<b>Wealth</b>					
Richest	4	64	73	9	3
Poorest	27	66	24	7	11
<b>Education</b>					
Primary/No education	61	82	18	6	39
8+ years education	29	77	40	4	10
<b>Caste</b>					
General	41	75	40	3	14
Scheduled castes/tribes	46	81	31	6	17

Note: F – Adolescent females only; C – Combined adolescent males and females; Child Marriage – Married women aged 20-24 years who were married before age 18 years; Poor nutrition – Underweight or anaemia or overweight among 15-19 years; NCDs – Non-communicable diseases among adolescents aged 15-19 years (high glucose levels, hypertension); Substance use – Alcohol or tobacco use among 15-19 years; n/a – Not applicable.

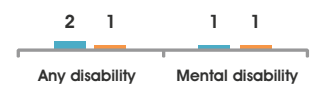
## SEXUAL & REPRODUCTIVE HEALTH (%)



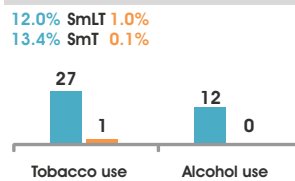
## NCDs (%)



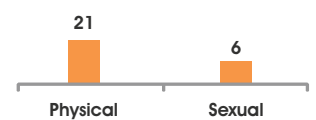
## DISABILITY (%)



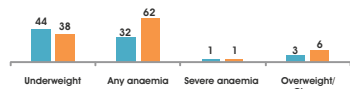
## SUBSTANCE USE (%)



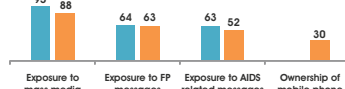
## VIOLENCE (%)



## NUTRITION (%)



## PROGRAM EXPOSURE (%)



## ADOLESCENTS WITH NO/SINGLE PARENT

Percent and estimated no. of adolescents (10-17 years)	Girls (%) number	Boys (%) number
With single parent	(5.7) 3,96,295	(6.2) 4,63,993
With no living parent	(0.5) 37,972	(0.3) 18,678

## LEGEND



# HIGHLIGHTS

- Prevalence of early marriage is high in the state, particularly in the rural areas of Murshidabad, Birbhum, Nadia, Dakshin Dinajpur and Koch Bihar.
- About three out of every 10 adolescent boys use tobacco products; high levels of substance use are observed in six districts.
- About 40% of the adolescents in the state are malnourished.
- Adolescents from the central and western of the state are highly vulnerable.

LOW VULNERABILITY

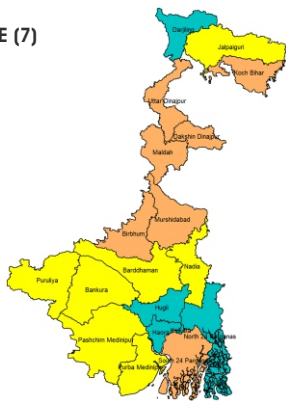
MODERATE VULNERABILITY

HIGH VULNERABILITY

## DEGREE OF VULNERABILITY

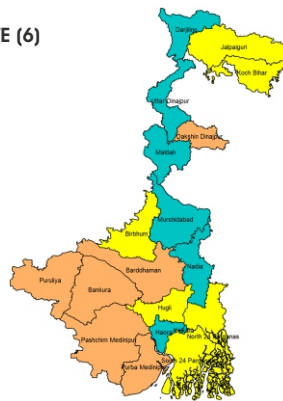
### SEXUAL & REPRODUCTIVE HEALTH

- LOW (5)
- MODERATE (7)
- HIGH (7)



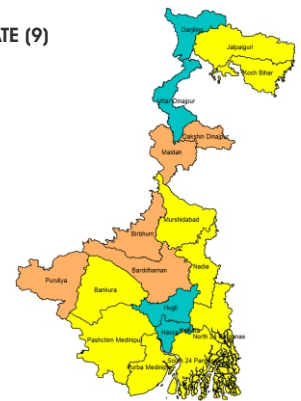
### NUTRITION

- LOW (7)
- MODERATE (6)
- HIGH (6)



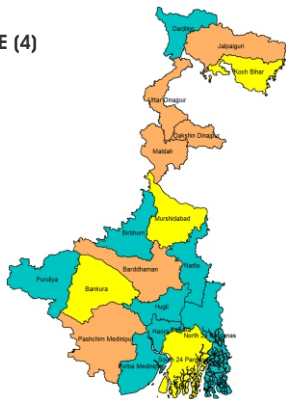
### COMPOSITE VULNERABILITY

- LOW (5)
- MODERATE (9)
- HIGH (5)



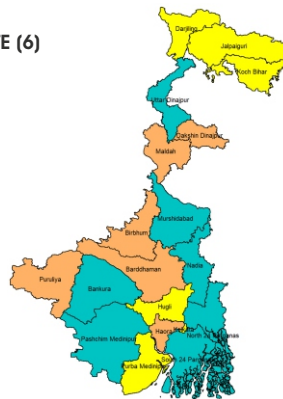
### NON-COMMUNICABLE DISEASES

- LOW (9)
- MODERATE (4)
- HIGH (6)



### SUBSTANCE USE

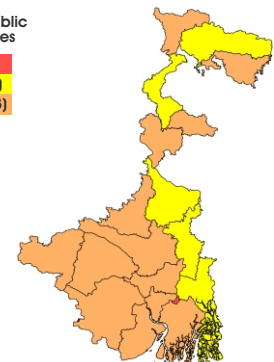
- LOW (7)
- MODERATE (6)
- HIGH (6)



### RESOURCES AVAILABILITY

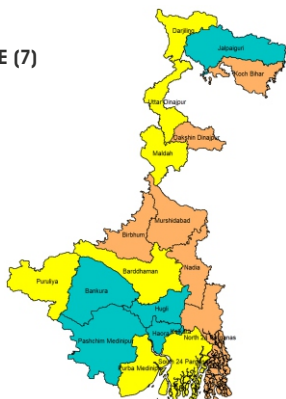
#### HEALTH FACILITIES PER 1000 ADOLESCENTS

- Number of Public Health Facilities
- <0.40 (1)
  - 0.40-0.59 (5)
  - 0.60-0.99 (13)



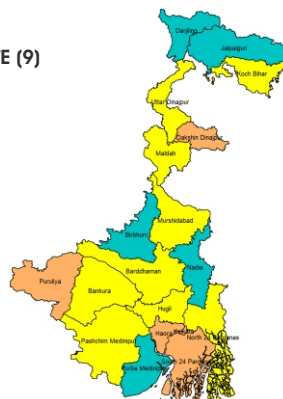
### SOCIAL DEPRIVATION

- LOW (6)
- MODERATE (7)
- HIGH (6)



### DISABILITY

- LOW (5)
- MODERATE (9)
- HIGH (5)



### STATE PRIORITY WITHIN INDIA



Note: Data sources for calculating vulnerability indices: Census 2011 for disability; NFHS 2015-16 for all other domain vulnerabilities; and HMIS (2017) for the number of health facilities.